

2019
CATALOG

COKER TIRE

Wheels Too!



SHOP
ONLINE

COKERTIRE.COM

SPEAK TO
AN EXPERT

800-959-1900



COKER TIRE IS COMING TO A TOWN NEAR YOU!

With nearly 50 events on our schedule, Coker Tire's sales force is growing to better serve you. We are the Exclusive Tire and Wheel Sponsor of Mecum



Auctions, so you can count on us to be in attendance at every Mecum event in 2019. Additionally, we set up at major swap meets, car shows and motorcycle events across the country. Check out the schedule and come see us at a show to get a hands-on experience with our newest and most popular products. Also take advantage of FREE shipping to the show and special deals when you call ahead to place your order!

OFFICIAL TIRE AND WHEEL SPONSOR



COME SEE US! 2019 EVENT SCHEDULE

EVENT/SHOW	LOCATION	DATE
Mecum at Kissimmee	Kissimmee, FL	Jan 3-13
Barrett-Jackson	Scottsdale, AZ	Jan 12-20
Mecum at Las Vegas	Las Vegas, NV	Jan 22-27
Modesto Area A's	Turlock, CA	Jan 26-27
Winter Moultrie	Moultrie, GA	Feb 1-2
Kyana Swap Meet	Louisville, KY	Mar 9-10
Mecum at Phoenix	Phoenix, AZ	Mar 14-16
HCCA Chickasha Pre-War Swap	Chickasha, OK	Mar 15-16
Mecum at Kansas City	Kansas City, KS	Mar 15-16
Coker Tire Cruise In (Camp Jordan)	Chattanooga, TN	Mar 30
All American Get-Together	Pleasanton, CA	Mar 30-31
Mecum at Houston	Houston, TX	Apr 4-6
Charlotte Auto Fair Spring	Charlotte, NC	Apr 4-7
Portland Swap Meet	Portland, OR	Apr 5-7
Carlisle Spring Swap Meet	Carlisle, PA	Apr 24-28
Oley AMCA Swap Meet	Oley, PA	Apr 26-27
Mecum at Indy	Indianapolis, IN	May 14-19
Spring Springfield	Springfield, OH	May 24-26
Carlisle Ford Nationals	Carlisle, PA	May 31-Jun 2
Bloomington Gold	Indianapolis, IN	Jun 20-22
Mecum at Portland	Portland, OR	Jun 21-22
Back To The 50's	St. Paul, MN	Jun 21-23
Born Free	Silverado, CA	Jun 22-23
The Great Race**	CA to WA	Jun 22-30
Iola Car Show & Swap Meet	Iola, WI	Jul 11-13
Mecum at Denver	Denver, CO	Jul 12-13
Carlisle Chrysler Nationals	Carlisle, PA	Jul 12-14
Wauseon AMCA Swap Meet	Wauseon, OH	Jul 19-21
Mecum at Harrisburg	Harrisburg, PA	Jul 31-Aug 3
Street Rod Nationals	Louisville, KY	Aug 1-4
Mecum at Monterey	Monterey, CA	Aug 15-17
Carlisle Corvette	Carlisle, PA	Aug 22-25
West Coast Nationals	Pleasanton, CA	Aug 23-25
Auburn C.D. Festival	Auburn, IN	Aug 29-Sep 1
Davenport AMCA Swap Meet	Davenport, IA	Aug 29-Sep 1
Mecum at Dallas	Dallas, TX	Sep 4-7
Charlotte Auto Fair Fall	Charlotte, NC	Sep 5-8
Mecum at Louisville	Louisville, KY	Sep 20-21
Coker Tire Challenge**	Chattanooga, TN	Sep 19-22
Carlisle Fall Swap	Carlisle, PA	Oct 2-6
Hershey	Hershey, PA	Oct 9-12
Mecum at Las Vegas	Las Vegas, NV	Oct 10-12
Euro Auto Fest	Greer, SC	Oct 18-20
Mecum at Chicago	Chicago, IL	Oct 24-26
Sema Show*	Las Vegas, NV	Nov 5-8
Fall Moultrie	Moultrie, GA	Nov 22-24
Turkey Rod Run	Daytona, FL	Nov 28-Dec 1
Mecum at Kansas City	Kansas City, KS	Dec 5-7
Performance Racing Industry*	Indianapolis, IN	Dec 12-14

*Trade Show ONLY. ** Rally Event, Non-Stocking Show.

PLEASE VISIT COKERTIRE.COM FOR UPDATED SHOW LISTINGS.

Show pre-orders require a credit card. A non-refundable \$40 reservation fee will be assessed at the time of order. The reservation fee will be applied towards order balance when the product is picked up.



CONTENTS

RADIAL TIRES

American Classic® Bias Look Radials.....	8-9
American Classic® Radials	10-11
BFG® Radial T/A.....	15
BFG® Silvertown® Radials.....	12-14
Coker Classic® Radials.....	16-17
Excelsior® Stahl Sport Radial.....	19
Firestone® F560.....	18
Firestone Wide Oval® Radial.....	6-7
Maxxis® Whitewall Radials.....	51
Michelin® Radials.....	20-21
Phoenix Radials.....	51
Vredestein Radials.....	18

PERFORMANCE TIRES

Excelsior® Racing Tires.....	36
Firestone® Dirt Track Tires.....	28
Firestone® Dragster.....	29
Firestone® Indy Tires.....	29
M&H™ Drag Racing Tires.....	42-43
Michelin® TRX, TB5 & TB15 Rally Tires.....	21
Phoenix™ Drag Racing® Tires.....	40-41
Pro-Trac® Performance Tires.....	38

BIAS PLY TIRES

B.F.Goodrich® Vintage Tires.....	30-33
Coker Classic® Tires.....	35
Economy Model A Tires.....	51
Excelsior® Vintage Tires.....	37
Firestone® Clincher.....	26
Firestone® Military Tires.....	50
Firestone® Balloon Tires.....	26
Firestone® Vintage Tires.....	22-25
Firestone Wide Ovals®.....	27

BIAS PLY TIRES (cont.)

Goodrich Silvertown® Cords.....	34
Hartford™ Vintage Airplane Tires.....	51
Michelin® Vintage Tires.....	21
Economy Tires.....	51
Premium Sport.....	38
Snowbird Model A Tires.....	51
U.S. Royal® Tires.....	39
Vintage Truck Tires.....	48-49

MOTORCYCLE & SCOOTER TIRES

Vintage Motorcycle Tires.....	44-46
Cushman™ Scooter Tires.....	47

WHEELS & RIMS

Specialty Wheel™ Steel Wheels.....	52-65
Vintage Wheel Works™ Aluminum Wheels.....	66-67
Corvette Knockoff Aluminum Wheels.....	67
Roadster Wire Wheels™.....	68-71
Dayton Wire Wheels™.....	70
Buffalo Style Wire Wheels.....	71
Vintage Rims.....	72-73
Wood Spoke Wheel.....	72
Wheel Reference.....	79
Powder Coating Color Chart.....	61

INFORMATION & REFERENCES

Great Race®.....	83
Important Tire Info.....	80
Ordering & Shipping Info.....	81
Cross Reference For Tire Sizes.....	3
Tubes & Flaps / Valve Hardware.....	74-75
Tire Size Index.....	76-78

CROSS REFERENCE FOR TIRE SIZES

PRE - 1964	65 TO '72	80 SERIES METRIC	ALPHA NUMERIC 78 SERIES	ALPHA NUMERIC 70 SERIES	P-METRIC 75 SERIES RADIAL	P-METRIC 70 SERIES RADIAL	REC. RIM WIDTHS
520-12	-	125-12	-	-	P125/75R12	-	4-5
520-13	560-13	155-13	-	-	P155/75R13	P155/70R13	4-5
590-13	600-13	165-13	A78-13	-	P165/75R13	P175/70R13	4-5
640-13	650-13	175-13	B78-13	-	P175/75R13	P185/70R13	4-6
725-13	700-13	185-13	D78-13	-	P185/75R13	P205/70R13	4-6
590-14	645-14	155-14	B78-14	-	P175/75R14	P185/70R14	4-6
650-14	695-14	175-14	C78-14	-	P185/75R14	P195/70R14	4-6
700-14	735-14	185-14	E78-14	E70-14	P195/75R14	P205/70R14	4-6
750-14	775-14	195-14	F78-14	F70-14	P205/75R14	P215/70R14	4-6
800-14	825-14	205-14	G78-14	G70-14	P215/75R14	P225/70R14	5-7
850-14	855-14	215-14	H78-14	-	P225/75R14	P235/70R14	5-7
590-15	600-15	165-15	A78-15	-	P165/75R15	P175/70R15	4-5
640-15	685-15	175-15	C78-15	-	P175/75R15	P185/70R15	5-6
650-15	735-15	185-15	E78-15	E70-15	P195/75R15	P205/70R15	5-6
670-15	775-15	195-15	F78-15	F70-15	P205/75R15	P215/70R15	5-7
710-15	825-15	205-15	G78-15	G70-15	P215/75R15	P225/70R15	6-8
760-15	855-15	215-15	H78-15	H70-15	P225/75R15	P235/70R15	6-8
800-15	885-15	230-15	J78-15	K70-15	P235/75R15	P235/70R15	6-8
820-15	900-15	235-15	L78-15	L70-15	P235/75R15	P255/70R15	6-8

This chart does NOT imply interchangeability. It is not always possible to interchange sizes due to differences in load rating, tire dimensions, vehicle wheel well and suspension parts clearances, and rim size. Never mix tires of different size or construction on the same axle.

RETURNS

(Customer Must call for Return Authorization)
Toll Free 1-800-999-TYRE (8973)
Coker Tire Company
2101 Rossville Avenue
Chattanooga, TN 37408 USA

CONTACT US

Toll Free 1-800-959-1900
Local & Int'l 423-265-6368
Fax (423) 756-5607
info@coker.com

MAILING ADDRESS

Coker Tire Company
1317 Chestnut Street
Chattanooga, TN 37402 USA



VINTAGE LOOK. RADIAL RIDE!

ONLY COKER TIRE HAS THE GREATEST SELECTION OF AUTHENTIC BIAS LOOK RADIALS

Our Vintage Bias Look Tires Offer Ride Quality, Tread Wear And Safety That Comes With Radial Construction.

Way back in the early 1990's, we had the wild idea to build a modern radial tire with a wide whitewall. It was well received in the automotive hobby, as bias ply tires were previously the only option for anything wider than a one-inch whitewall. Our goal was to manufacture a tire that offered the vintage style sidewall with ride quality, tread wear and safety that comes with radial construction. We've come a long way since then, and we've expanded product lines, added new brands and discovered new technology in an effort to create modern tires that do not distract from your car's classic appearance.

We took it one step further in 2013, with the introduction of the American Classic "Bias Look Radial", a tire that not only has a wide whitewall, but also has the shape, profile and design of a bias ply tire. This tire opened the door for many new designs, which we have rolled out over the past five years. Heading into 2019, we're proud to announce another expansion to our nostalgia



1955 Chevrolet Nomad
Tires: American Classic Bias Look
670R15 WW

radial product lines with the new American Classic Model A+ Radial, and there are many more new products on the horizon. For now, we want to showcase our wide range of radial tires that feature the appearance of a

vintage tire. These tires offer direct fitment for passenger cars and light trucks from 1928 through 1974 and beyond, so take a look at our radial tire selection and decide what's right for your collector vehicle.



American Classic Model A+ Radial

Targeting the Ford Model A enthusiast, we designed the American Classic Model A+ Radial to be a direct replacement for original-style bias ply tires. This product line is available in blackwall and wide whitewall, and it's available to fit 19- and 21-inch wheels, which covers all four years of the popular Model A, as well as other makes and models from the era. The new tire features a classic tread pattern and fits on stock Model A wheels, making it a perfect fit for the enthusiast who wants to get out and drive with the comfort of a modern radial. You can find them on Page 8.



EXCELSIOR

STAHL SPORT RADIAL



Excelsior Stahl Sport Radial

For enthusiasts looking for some European racing influence, the Excelsior Stahl Sport Radial is the perfect fit. We designed the Stahl Sport Radial to fit pre-World War II automobiles and light trucks, offering them in rim fitments from 16 to 21 inches. The narrow tread pattern and tall profile makes them a great choice for restored cars using stock or reproduction wheels, and the wide range of sizes makes them a favorite for hot rodders who want the race-inspired big-n-little look. These tires fit a range of vehicles from around 1928 through 1948. See all the sizes and information on page 19.



Coker Classic 16-inch Radial

The Coker Classic 16-inch Radial was our first tire that combined modern radial construction with bias ply style sizing, making it easy for customers to cross reference the original size for their vehicle. While we don't consider this a "bias look" radial tire, it does blur the line between bias ply and radial with its squared off shoulder, narrow tread pattern and tall sidewall. These tires offer direct fitment for cars built from 1936 through 1948, as well as light trucks through the mid 1950's. Coker Classic 16-inch radials are available in blackwall and wide whitewall, and the five available sizes gives hot rodders plenty of options for big-n-little combinations. Page 17 provides additional information on this popular product line.



***** collector radials *****



American Classic Bias Look Radial

Debuted at the 2013 SEMA Show, this tire racked up some major industry awards, and proved the concept as one of our best-selling products. The American Classic Bias Look Radial is available in nine sizes to fit 13-, 14- and 15-inch wheels, fitting cars built from 1949 through the early 1960's. The tires feature radial construction, and a vintage bias ply appearance that fools even the most seasoned car enthusiasts. The American Classic Bias Look Radial is available in blackwall and wide whitewall, and for 2019, we're rolling out four sizes with a one-inch whitewall—perfect for that classic from the 1960's. Check them out on page 9.



Firestone Wide Oval Radial

Continuing the timeline of tire technology, 1967 saw the introduction of Firestone Wide Oval tires. While these tires featured a shorter sidewall and wider tread than its predecessors, it still lacked the comfortable ride quality of a radial tire until 2016, when we rolled out the Firestone Wide Oval Radial. This new product line features authentic sidewall markings and tread styling, but the radial construction provides an instant improvement in ride quality, handling and traction. Available with a redline or raised white letters, you won't find a better tire for your 1967 through 1974 muscle car. Turn the page 6 for more information on this revolutionary tire.



Firestone™ WIDE OVAL

WIDE OVAL RADIALS



ROAD



1972 Pontiac Trans Am
Tires: Firestone Wide Oval Radial FR6D-15

AUTHENTIC MUSCLE CAR STYLING WITH MODERN RADIAL CONSTRUCTION

- Engineered from the Ground Up to provide Excellent Ride Quality, Tread Life and Safety, while retaining Authentic Tread and Sidewall Markings
- Modern Steel-Belted Radial Construction Using Brand New Molds and Materials
- Fully Tested and DOT Approved
- S Speed Rated (112 mph)
- Available in Popular Sizes and Sidewall Styles For Your Muscle Car
- Made In America

MATCHUP WITH OUR WHEELS AND SAVE!

COMBO DEALS & EXTENDED TIRE PROTECTION ▶ SEE PAGE 82



FREE *Mount & Balance*
When you order Tires and Wheels Together



WALL TIRES

RAISED WHITE LETTER

TIRE SIZE	SIDE-WALL	RIM WIDTHS	CONSTRUCTION	MAX LOAD CAPACITY	TREAD WIDTH	SECTION WIDTH	OVERALL DIAMETER	ITEM #	PRICE
FR70-14	RWL	6-7	POLY/STEEL	1500@32PSI	6.70	8.20	26.40	54880	268.00
GR70-14	RWL	6.5-7	POLY/STEEL	1620@32PSI	6.90	8.70	27.00	55280	287.00
FR70-15	RWL	5.5-8	POLY/STEEL	1500@32PSI	6.50	8.20	27.10	62490	301.00
FR60-15	RWL	7-8	POLY/STEEL	1500@32PSI	8.80	9.10	26.10	62510	362.00
GR70-15	RWL	5.5-8	POLY/STEEL	1620@32PSI	6.70	8.40	27.70	62680	320.00

REDLINE

TIRE SIZE	SIWALL	RIM WIDTHS	CONSTRUCTION	MAX LOAD CAPACITY	TREAD WIDTH	SECTION WIDTH	OVERALL DIAMETER	ITEM #	PRICE
FR70-14	REDLINE	6-7	POLY/STEEL	1500@32PSI	6.70	8.20	26.40	54890	268.00
GR70-14	REDLINE	6.5-7	POLY/STEEL	1620@32PSI	6.90	8.70	27.00	55290	287.00
FR70-15	REDLINE	5.5-8	POLY/STEEL	1500@32PSI	6.50	8.20	27.10	62500	301.00
GR70-15	REDLINE	5.5-8	POLY/STEEL	1620@32PSI	6.70	8.40	27.70	62690	320.00

Dimensions are based on non-scientific measurements of inflated tires. Dimensions can vary based on rim size and inflation. Tubeless Tires. These tires are designed for vehicles manufactured prior to 1976. See page 81 for details.



SPEAK TO AN EXPERT **800-959-1900**



RAD

BIAS PLY LOOK RADIALS



MODEL A+ RADIAL

- Engineered to Match the Original Bias-Ply Look
- Perfect For 1928-1931 Fords And Other Vehicles
- DOT Approved
- Made in America



TIRE SIZE	WHITE-WALL WIDTH	RIM WIDTHS	CONSTRUCTION	MAX LOAD CAPACITY	TREAD WIDTH	SECTION WIDTH	OVERALL DIAMETER	WHITE-WALL ITEM #	WHITE-WALL PRICE	BLACK-WALL ITEM #	BLACK-WALL PRICE	TUBE ITEM #
475/500R19	2 1/2	2.5-3.5	POLY/STEEL	895@35PSI	3.75	5.50	30.00	700325	247.00	700326	206.00	86400
440/450R21	2 1/2	2.5-3.5	POLY/STEEL	800@35PSI	3.50	4.50	31.70	700327	247.00	700328	206.00	87000

Do not mix radial and bias ply tires.



WALL TIRES

WORLD'S FIRST STEEL BELTED RADIALS WITH A BIAS PLY LOOK AND PROFILE



- Engineered to Match the Original Bias-Ply Look
- Modern Tubeless Design
- Steel Belted Radial Construction Delivers a Smooth Ride, Optimum Handling and Excellent Tread Wear
- S Speed Rated (112 mph)
- Fully Tested and DOT Approved
- Backed by Our Life of the Tread Warranty
- Made in America



1950 Chevrolet 3100 Pickup
Tires: American Classic Radial 670R15



TIRE SIZE	WHITE-WALL WIDTH	RIM WIDTHS	CONSTRUCTION	LOAD / SPEED INDEX	MAX LOAD CAPACITY	TREAD WIDTH	SECTION WIDTH	OVERALL DIAMETER	WHITE-WALL ITEM #	WHITE-WALL PRICE	BLACKWALL ITEM #	BLACK-WALL PRICE
650R13	2 1/4	4.5-5	POLY/STEEL	85S	1150@35PSI	4.40	6.30	24.80	700300	224.00	700309	197.00
750R14	2 1/4	5-6	POLY/STEEL	94S	1500@35PSI	4.80	7.60	27.30	700301	288.00	700310	261.00
NEW! 750R14	1	5-6	POLY/STEEL	94S	1500@35PSI	4.80	7.60	27.30	700318	259.00	-	-
800R14	2 1/4	5-6	POLY/STEEL	97S	1620@35PSI	4.80	8.00	27.80	700302	298.00	700311	271.00
NEW! 800R14	1	5-6	POLY/STEEL	97S	1620@35PSI	4.80	8.00	27.80	700319	254.00	-	-
560R15	2	4.5-5	POLY/STEEL	79S	970@35PSI	3.70	5.70	25.60	700308	267.00	700317	240.00
670R15	2 3/4	4.5-6	POLY/STEEL	93S	1450@35PSI	4.50	6.60	28.50	700303	277.00	700312	250.00
NEW! 670R15	1	4.5-6	POLY/STEEL	93S	1450@35PSI	4.50	6.60	28.50	700320	235.00	-	-
710R15	2 3/4	5-6	POLY/STEEL	95S	1550@35PSI	4.60	7.10	28.50	700307	304.00	700316	277.00
760R15	3 1/4	5.5-6	POLY/STEEL	99S	1710@35PSI	4.35	7.60	29.80	700304	314.00	700313	287.00
800R15	3 1/4	6-6.5	POLY/STEEL	100S	1800@35PSI	4.90	8.00	29.50	700305	314.00	700314	287.00
820R15	3 1/4	6-7	POLY/STEEL	102S	1920@35PSI	5.20	8.20	30.10	700306	291.00	700315	289.00
NEW! 820R15	1	6-7	POLY/STEEL	102S	1920@35PSI	5.20	8.20	30.10	700321	259.00	-	-

UTQG RATING OF 400BB. U.S. DOT Approved. Whitewall Widths can vary depending on rim coverage. Dimensions are based on non-scientific measurements of inflated tires. Dimensions can vary based on rim size and inflation. Tubeless Tires. These tires are designed for vehicles manufactured prior to 1976. See page 81 for details.

SPEAK TO AN EXPERT **800-959-1900**

COLLECTOR RADIALS



- Classic Tread Design and Smooth Sidewall
- Wide and Narrow Whitewalls Available
- Redline and Goldline Tires Feature a Raised 3/8-inch Sidewall
- DOT Approved
- Backed by our Life of the Tread Warranty
- Made in America



FREE Mount & Balance
When you order Tires and Wheels Together



COMBO DEALS & EXTENDED TIRE PROTECTION ▶ SEE PAGE 82



WIDE WHITEWALL RADIALS

TIRE SIZE	PHOTO	WHITEWALL WIDTH	RIM WIDTHS	CONSTRUCTION	LOAD/SPEED INDEX	MAX LOAD CAPACITY	TREAD WIDTH	SECTION WIDTH	OVERALL DIAMETER	WW ITEM #	WW PRICE
P205/75R14	A	2 3/8	5.5-7.5	POLY/STEEL	95S	1532@35PSI	5.55	8.30	26.00	530295	263.00
P215/75R14	A	2 1/2	5.5-7.5	POLY/STEEL	98S	1664@35PSI	5.68	8.50	26.69	530299	273.00
P235/75R14	A	2 1/2	6-8.5	POLY/STEEL	104S	1930@35PSI	6.30	9.25	27.87	54701	310.00
165R15	A	2 1/4	4.5-6	POLY/STEEL	86S	1168@35PSI	4.62	6.50	25.25	579817	215.00
P185/55R15	E	1 5/8	5.5-6	POLY/STEEL	82H	1047@36PSI	6.04	7.64	23.06	530286	252.00
P195/75R15	A	2 1/4	5-7	POLY/STEEL	94S	1477@35PSI	5.6	7.72	26.5	530310	259.00
P205/75R15	A	2 1/2	5.5-7.5	POLY/STEEL	96S	1598@35PSI	5.68	8.3	27.00	530350	260.00
P215/75R15	A	2 5/8	5.5-7.5	POLY/STEEL	100S	1742@35PSI	6.24	8.50	27.60	587030	279.00
P225/75R15	A	2 3/4	6-8	POLY/STEEL	102S	1874@35PSI	6.52	8.90	28.29	587031	289.00
P235/75R15	A	3	6-8.5	POLY/STEEL	104S	2028@35PSI	6.72	9.25	28.8	629600	274.00
P205/70R15	A	2	5.5-7.5	POLY/STEEL	94S	1499@35PSI	6	8.3	26.00	530294	271.00
P215/70R16	A	2	5.5-7.5	POLY/STEEL	99S	1709@35PSI	6.42	8.90	27.60	579800	287.00
P235/70R16	A	2 3/8	6-8.5	POLY/STEEL	104S	1984@35PSI	7.08	9.50	28.80	629990	305.00
P205/60R15*	C	2	5.5-7.5	POLY/STEEL	90S	1301@35PSI	6.5	8.23	24.69	530296	280.00
P205/55R16*	C	1 1/2	5.5-7.5	POLY/STEEL	89S	1279@35PSI	6.50	8.43	24.88	530297	291.00
P215/60R15	E	2	5.5-7.5	POLY/STEEL	93H	1411@35PSI	6.80	8.7	25.16	5797655	262.00
P205/60R16	E	1 1/2	5.5-7.5	POLY/STEEL	91H	1356@35PSI	6.50	8.23	25.67	6764302	276.00
P215/55R16	E	1 1/2	5.5-7.5	POLY/STEEL	91H	1190@35PSI	7.10	8.9	25.28	6764311	283.00
P235/60R16	E	2 1/8	6-8.5	POLY/STEEL	99H	1709@35PSI	7.20	9.45	27.09	6764341	305.00
P235/60R16	E	3/8	6-8.5	POLY/STEEL	99H	1709@35PSI	7.20	9.45	27.09	6764338	223.00
P235/55R17	E	1 3/4	6-8.5	POLY/STEEL	98H	1653@35PSI	6.70	9.65	27.17	6880832	319.00

UTQG RATING of 540 BB.

*Tread pattern may vary from what is pictured. Tubeless Tires, U.S. DOT and European ECE Approved. Whitewall Widths can vary depending on rim coverage. Dimensions are based on non-scientific measurements of inflated tires. Dimensions can vary based on rim size and inflation.

WALL TIRES



1957 Chevrolet Bel Air

Tires: American Classic Radial 205/75R14

Wheels: OE Tri-Five 14x5

LOW PROFILE REDLINES & GOLDLINES

TIRE SIZE	PHOTO	SIDEWALL	RIM WIDTHS	CONSTRUCTION	LOAD/SPEED INDEX	MAX LOAD CAPACITY	TREAD WIDTH	SECTION WIDTH	OVERALL DIAMETER	ITEM #	PRICE
P215/60R15	D	3/8 REDLINE	5.5-7.5	POLY/STEEL	93H	1411@35PSI	6.80	8.70	25.16	5797658	249.00
P215/55R16	D	3/8 REDLINE	5.5-7.5	POLY/STEEL	91H	1190@35PSI	7.10	8.90	25.28	6764310	216.00
P235/60R16	D	3/8 REDLINE	6-8.5	POLY/STEEL	99H	1709@35PSI	7.20	9.45	27.09	6764340	290.00
P235/55R17	D	3/8 REDLINE	6-8.5	POLY/STEEL	98H	1653@35PSI	6.70	9.65	27.17	6880831	305.00
P235/55R17	F	3/8 GOLDLINE	6-8.5	POLY/STEEL	98H	1653@35PSI	6.70	9.65	27.17	6880830	223.00

UTQG RATING of 540 BB.

Tubeless Tires, U.S. DOT and European ECE Approved. Whitewall Widths can vary depending on rim coverage. Dimensions are based on non-scientific measurements of inflated tires. Dimensions can vary based on rim size and inflation.

NARROW WHITEWALL RADIALS

TIRE SIZE	PHOTO	WHITEWALL WIDTH	RIM WIDTHS	CONSTRUCTION	LOAD/SPEED INDEX	MAX LOAD CAPACITY	TREAD WIDTH	SECTION WIDTH	OVERALL DIAMETER	WW ITEM #	WW PRICE
165R15	B	3/4	4.5-6	POLY/STEEL	86S	1168@35PSI	4.62	6.50	25.25	579816	186.00
P205/75R14	B	1	5.5-7.5	POLY/STEEL	95S	1532@35PSI	5.55	8.30	26.00	700200	164.00
P215/75R14	B	1	5.5-7.5	POLY/STEEL	98S	1664@35PSI	5.68	8.50	26.69	700202	177.00
P235/75R14	B	1	6-8.5	POLY/STEEL	104S	1930@35PSI	6.30	9.25	27.87	547010	310.00
P195/75R15	B	3/4	3/4	POLY/STEEL	94S	1444@35PSI	5.60	7.72	26.50	568760	164.00
P205/75R15	B	1	5.5-7.5	POLY/STEEL	96S	1598@35PSI	5.68	8.30	27.00	700205	164.00
P215/75R15	B	1.3	5.5-7.5	POLY/STEEL	100S	1742@35PSI	6.24	8.90	27.60	700210	177.00
P225/75R15	B	1.6	6-8	POLY/STEEL	102S	1874@35PSI	6.52	9.05	28.31	700215	183.00
P235/75R15	B	1.6	6-8.5	POLY/STEEL	104S	2028@35PSI	6.72	9.25	28.80	700219	185.00

UTQG RATING of 540 BB.

Tubeless Tires, U.S. DOT and European ECE Approved. Whitewall Widths can vary depending on rim coverage. Dimensions are based on non-scientific measurements of inflated tires. Dimensions can vary based on rim size and inflation.

SPEAK TO AN EXPERT **800-959-1900**



SILVERTOWN RADIALS



- True Whitewall Radial Construction
- Perfect for Restored Classics, Hot Rods and Customs
- S Speed Rating (112 mph)
- Wide and Narrow Whitewalls Available
- Redline Tires Feature a Raised 3/8-inch Redline
- DOT and ECE (European Community) Approved
- Backed by our Life of the Tread Warranty
- Made In America



FREE Mount & Balance
When you order Tires and Wheels Together



COMBO DEALS & EXTENDED TIRE PROTECTION > SEE PAGE 82



WHITEWALL

TIRE SIZE	PHOTO	WW WIDTH	RECOMMENDED RIM WIDTHS	CONSTRUCTION	LOAD/SPEED INDEX	MAX LOAD CAPACITY	TREAD WIDTH	SECTION WIDTH	OVERALL DIAMETER	WW ITEM #	WW PRICE
P155/80R13*	A	2	4-5.5	POLY/STEEL	79S	959@35PSI	4.10	6.18	22.76	51202	210.00
P165/80R13*	A	2 1/4	4.5-6	POLY/STEEL	83S	1069@35PSI	5.00	6.50	23.39	579813	221.00
P175/80R13*	A	2 1/4	4.5-6	POLY/STEEL	86S	1179@35PSI	5.30	6.97	24.02	579834	219.00
P185/80R13*	A	2 7/8	5-6.5	POLY/STEEL	90S	1301@35PSI	5.10	7.20	24.70	579814	230.00
P185/70R13	B	2	5-6.5	POLY/STEEL	90S	1135@35PSI	5.40	7.44	23.23	512076	228.00
P195/70R13	B	7/16	5-6.5	POLY/STEEL	88S	1246@35PSI	5.6	7.72	23.78	579844	230.00
P185/70R14	B	2 1/4	5-6.5	POLY/STEEL	87S	1201@35PSI	5.90	7.44	24.25	579678	250.00
P205/75R14	A	2 3/8	5.5-7.5	POLY/STEEL	95S	1532@35PSI	5.80	8.00	26.10	530303	273.00
P215/70R14	B	2 1/4	5.5-7.5	POLY/STEEL	96S	1554@35PSI	6.40	8.70	25.90	555776	277.00
P215/70R14	D	3/8	5.5-7	POLY/STEEL	96S	1554@35PSI	6.40	8.70	25.90	555780	256.00
P225/70R14	B	2 3/4	6-8	POLY/STEEL	98S	1675@35PSI	6.70	8.90	26.30	546080	293.00
NEW! 145R15	E	2 1/4	3.5-5	POLY/STEEL	77S	935@44PSI	4.0	5.60	24.25	579808	190.00
165R15*	C	3/4	4.5-6	POLY/STEEL	86S	1168@35PSI	4.60	6.50	25.20	579810	178.00
165R15*	E	2 1/4	4.5-6	POLY/STEEL	86S	1168@35PSI	4.60	6.50	25.20	579811	221.00
P205/75R15	A	2 3/8	5.5-7.5	POLY/STEEL	97S	1598@35PSI	5.80	8.00	27.10	579403	279.00
P215/75R15	A	2 1/2	5.5-7.5	POLY/STEEL	100S	1742@35PSI	6.10	8.50	27.70	538904	289.00
P225/75R15	A	2 3/4	6-8	POLY/STEEL	102S	1874@35PSI	6.30	8.80	28.30	579028	298.00
P235/75R15	A	2 7/8	6-8.5	POLY/STEEL	105S	2028@35PSI	6.60	9.30	28.90	629703	305.00

*Imported. 60 Series, 65 Series, 70 Series and 80 Series have a UTQG RATING of 540 BB. 75 Series has a UTQG RATING of 520 BB. Dimensions are based on non-scientific measurements of inflated tires. Dimensions can vary based on rim size and inflation. WW = WHITEWALL.

WALL TIRES



1932 Ford 5-Window Coupe
 Tires: BFGoodrich Silvertown 165R15 & 235/75R15
 Wheels: Solid 15x5 & 15x6

WHITEWALL

TIRE SIZE	PHOTO	WW WIDTH	RECOMMENDED RIM WIDTHS	CONSTRUCTION	LOAD/SPEED INDEX	MAX LOAD CAPACITY	TREAD WIDTH	SECTION WIDTH	OVERALL DIAMETER	WW ITEM #	WW PRICE
P195/60R15	C	1 3/4	5.5-7	POLY/STEEL	-	1190@35PSI	-	7.91	23.78	5553007	243.00
P225/60R15	C	2 1/4	6-8	POLY/STEEL	95S	1521@35PSI	-	8.70	25.16	5797877	256.00
P185/70R15*	B	2 1/4	5-6.5	POLY/STEEL	89S	1257@35PSI	5.50	7.40	25.20	579680	276.00
P215/70R15	B	2 1/2	5.5-7.5	POLY/STEEL	97S	1620@35PSI	6.40	8.70	26.90	579760	277.00
P215/70R15	D	3/8	5.5-7.5	POLY/STEEL	97S	1620@35PSI	6.40	8.70	26.90	579764	277.00
P225/70R15	B	2 3/4	6-8	POLY/STEEL	100S	1753@35PSI	6.70	9.00	27.40	579785	305.00
P225/70R15	D	3/8	6-8	POLY/STEEL	100S	1753@35PSI	6.70	9.00	27.40	579787	305.00
P225/70R15	B	1 1/2	6-8	POLY/STEEL	100S	1753@35PSI	6.70	9.00	27.40	579788	261.00
P235/70R15	B	2 3/4	6-8.5	POLY/STEEL	102S	1896@35PSI	7.00	9.50	28.00	629970	308.00
P235/70R15	C	1 1/2	6-8.5	POLY/STEEL	100S	1896@35PSI	7.00	9.50	28.00	629973	261.00
P255/70R15*	B	3	6.5-9	POLY/STEEL	108S	2183@35PSI	7.60	10.20	29.10	630600	317.00
P285/70R15	B	3 1/2	7.5-9.5	POLY/STEEL	115S	2679@35PSI	8.60	11.50	30.75	629710	321.00
P285/70R15	B	BLACKWALL	7.5-9.5	POLY/STEEL	115S	2679@35PSI	8.60	11.50	30.75	629711	252.00
P185/65R15	B	1 3/4	5-6.5	POLY/STEEL	86S	1168@35PSI	5.50	7.44	24.45	579605	254.00
P205/65R15	B	2	5.5-7.5	POLY/STEEL	92S	1400@35PSI	6.10	8.23	25.47	530285	276.00
P215/65R15	B	2	5.5-7.5	POLY/STEEL	95S	1510@35PSI	6.40	8.70	26.02	555755	277.00
NEW! P195/50R16	B	2	5-7	POLY/STEEL	83S	1074@35PSI	TBA	7.9	23.7	6764322	245.00
P215/65R16	B	2 1/4	5.5-7.5	POLY/STEEL	95S	1565@35PSI	6.40	8.70	27.01	555765	261.00
P225/60R16	D	3/8	6-8	POLY/STEEL	97S	1609@35PSI	6.90	8.70	26.60	6764319	262.00
P225/60R16	B	1 3/4	6-8	POLY/STEEL	97S	1609@35PSI	6.90	9.00	26.60	6764321	277.00
NEW! P275/65R16	B	2 7/8	6.5-9	POLY/STEEL	111S	2403@35PSI	TBA	11.0	30.1	6764323	299.00
NEW! P275/65R16	B	BLACKWALL	6.5-9	POLY/STEEL	111S	2403@35PSI	TBA	11.0	30.1	6764324	237.00
P225/55R17	F	1 1/2	6-9	POLY/STEEL	95S	1521@35PSI	6.80	8.70	26.70	6878510	296.00

SILVERTOWN REDLINE >>

SPEAK TO AN EXPERT 800-959-1900



1965 Pontiac GTO

Tires: BFGoodrich Silvertown 205/75R14

Wheels: Pontiac Rallye 14x6



REDLINE



TIRE SIZE	PHOTO	REDLINE WIDTH	RECOMMENDED RIM WIDTHS	CONSTRUCTION	LOAD/SPEED INDEX	MAX LOAD CAPACITY	TREAD WIDTH	SECTION WIDTH	OVERALL DIAMETER	REDLINE ITEM #	REDLINE PRICE
P185/70R13	I	3/8	5-6.5	POLY/STEEL	90S	1135@35PSI	5.40	7.44	23.23	512075	228.00
P205/75R14	G	3/8	5.5-7.5	POLY/STEEL	95S	1532@35PSI	5.80	8.00	26.10	530308	260.00
P205/70R14	H	3/8 DUAL	5.5-7.5	POLY/STEEL	93S	1433@35PSI	6.10	7.99	25.35	530293	223.00
P205/70R14	I	3/8	5.5-7.5	POLY/STEEL	93S	1433@35PSI	6.10	7.99	25.35	530290	250.00
P215/70R14	I	3/8	5.5-7.5	POLY/STEEL	96S	1554@35PSI	6.40	8.70	25.90	555778	256.00
P225/70R14	I	3/8	6-8	POLY/STEEL	98S	1675@35PSI	6.70	8.90	26.30	546082	261.00
P245/50R14	I	BW	6.5-9	POLY/STEEL	93S	1433@35PSI	9.00	9.96	23.70	548000	304.00
P265/50R14	I	BW	7-9.5	POLY/STEEL	98S	1642@35PSI	11.50	10.91	24.49	548050	309.00
P205/75R15	G	3/8	5.5-7.5	POLY/STEEL	97S	1598@35PSI	5.80	8.00	27.10	579702	270.00
P205/75R15	F	3/8 GOLD	5.5-7.5	POLY/STEEL	97S	1598@35PSI	5.80	8.00	27.10	579700	274.00
P215/70R15	I	3/8	5.5-7.5	POLY/STEEL	97S	1620@35PSI	6.40	8.70	26.90	579762	256.00
P225/70R15	I	3/8	6-8	POLY/STEEL	100S	1753@35PSI	6.70	9.00	27.40	579786	261.00
P235/70R15	I	3/8	6-8.5	POLY/STEEL	102S	1896@35PSI	7.00	9.50	28.00	629972	277.00
P185/65R15	I	3/8	5-6.5	POLY/STEEL	86S	1168@35PSI	5.50	7.44	24.45	579600	242.00
P205/65R15	I	3/8	5.5-7.5	POLY/STEEL	92S	1400@35PSI	6.10	8.23	25.47	530280	262.00
P215/65R15	I	3/8	5.5-7.5	POLY/STEEL	95S	1510@35PSI	6.40	8.70	26.02	555750	262.00
P215/65R16	I	3/8	5.5-7.5	POLY/STEEL	95S	1565@35PSI	6.40	8.70	27.01	555760	258.00
P225/60R16	I	3/8	6-8	POLY/STEEL	97S	1609@44PSI	6.90	8.90	26.60	6764320	262.00
P225/55R17	J	3/8	6-9	POLY/STEEL	95S	1521@35PSI	6.80	8.90	26.60	6878509	280.00

55 Series, 60 Series, 65 Series, 70 Series and 80 Series have a UTQG RATING of 540 BB. 75 Series has a UTQG RATING of 520 BB. Dimensions are based on non-scientific measurements of inflated tires. Dimensions can vary based on rim size and inflation. WW = WHITEWALL.

RADIAL TIRES

RADIAL T/As



1970 Plymouth Super Bee
Tires: BFGoodrich Radial T/A 235/60R15
Wheels: Chrysler Police 15x7



MOST POPULAR RAISED WHITE LETTER MUSCLE CAR TIRE!

- The Ultimate Muscle Car Tire!
- Raised White Letter Sidewall
- Legendary V-Bloc Tread Design
- S Speed Rated (112 mph)
- DOT and ECE (European Community)


FREE *Mount & Balance*
When you order Tires and Wheels Together


COMBO DEALS & EXTENDED TIRE PROTECTION > SEE PAGE 82

TIRE SIZE	RECOMMENDED RIM WIDTHS	CONSTRUCTION	LOAD/SPEED INDEX	MAX LOAD CAPACITY	SECTION WIDTH	OVERALL DIAMETER	ITEM #	PRICE
P205/60R13	5.0-6.5	POLY/STEEL	86S	1179@35PSI	8.2	22.7	24740	123.00
P205/70R14	5.0-7.0	POLY/STEEL	93S	1433@35PSI	8.2	25.4	5556500	131.00
P215/60R14	6.0-7.5	POLY/STEEL	91S	1345@35PSI	8.7	24.2	5557782	135.00
P215/70R14	5.5-7.0	POLY/STEEL	96S	1554@35PSI	8.7	25.9	5557780	131.00
P225/60R14	6.0-8.0	POLY/STEEL	94S	1455@35PSI	9.0	24.7	5557788	121.00
P225/70R14	6.0-7.5	POLY/STEEL	98S	1675@35PSI	9.0	26.5	546075	137.00
P235/60R14	6.5-8.5	POLY/STEEL	96S	1565@35PSI	9.5	25.1	5557790	142.00
P245/60R14	7.0-8.5	POLY/STEEL	98S	1675@35PSI	9.8	25.6	5557792	157.00
P155/80R15	4.5-5.5	POLY/STEEL	83S	1069@35PSI	6.1	24.7	03325	98.00
P195/60R15	5.5-7.0	POLY/STEEL	87S	1190@35PSI	7.9	24.2	5553000	123.00
P205/60R15	5.5-7.5	POLY/STEEL	90S	1301@35PSI	8.2	24.7	24742	123.00
P215/60R15	6.0-7.5	POLY/STEEL	93S	1411@35PSI	8.7	25.2	5797659	141.00
P215/65R15	6.0-7.5	POLY/STEEL	95S	1510@35PSI	8.7	26.0	5797652	138.00
P215/70R15	5.5-7.0	POLY/STEEL	97S	1620@35PSI	8.7	26.9	5797650	127.00
P225/60R15	6.0-8.0	POLY/STEEL	95S	1521@35PSI	9.0	25.6	5797870	139.00
P225/70R15	6.0-7.5	POLY/STEEL	100S	1753@35PSI	9.0	27.4	5797860	144.00
P235/60R15	6.5-8.5	POLY/STEEL	98S	1642@35PSI	9.5	26.1	6299820	153.00
P235/70R15	6.0-8.0	POLY/STEEL	102S	1896@35PSI	9.5	28.0	6299800	132.00
P245/60R15	7.0-8.5	POLY/STEEL	100S	1753@35PSI	9.8	26.6	6305500	157.00
P255/60R15	7.0-9.0	POLY/STEEL	102S	1885@35PSI	10.2	27.1	6306500	164.00
P255/70R15	6.5-8.5	POLY/STEEL	108S	2183@35PSI	10.2	29.1	6306400	160.00
P275/60R15	7.5-9.5	POLY/STEEL	107S	2149@35PSI	11.0	28.0	6308000	174.00
P295/50R15	8.0-10.0	POLY/STEEL	105S	2061@35PSI	12.2	26.7	6308245	205.00

SPEAK TO AN EXPERT 800-959-1900



RAD COKER CLASSIC RADIAL

WORLD'S FIRST WIDE WHITEWALL RADIAL

- Since 1995, World's First Modern Radial Construction Wide Whitewall
- 16" Inch Bias Profile Radials (photo B) Are A Great Replacement For Original Style Bias Ply Tires
- DOT Approved



1936 Ford Pickup
Tires: Coker Classic 205/75R15 & 215/75R15
Wheels: Smoothie 15x6 & 15x7



The Right Look
With The Great
Ride & Handling
Of A Radial!



WIDE WHITEWALL RADIAL TIRES



MATCHUP WITH OUR WHEELS AND SAVE!

COMBO DEALS & EXTENDED TIRE PROTECTION ▶
SEE PAGE 82



WIDE WHITEWALL

TIRE SIZE	PHOTO	WHITEWALL WIDTH	RIM WIDTHS	CONSTRUCTION	LOAD/SPEED INDEX	MAX LOAD CAPACITY	TREAD WIDTH	SECTION WIDTH	OVERALL DIAMETER	ITEM #	PRICE
P195/75R14	A	2 1/4	5-7	POLY/STEEL	92P	1400@35PSI	5.48	7.96	25.51	526055	226.00
P205/75R14	A	2 3/8	5.5-7.5	POLY/STEEL	97P	1532@35PSI	5.68	8.14	26.11	530300	227.00
P215/75R14	A	2 1/2	5.5-7.5	POLY/STEEL	100P	1664@35PSI	5.68	8.25	27.11	538900	238.00
P225/75R14	A	2 1/2	6-8	POLY/STEEL	102P	1797@35PSI	6.04	8.78	27.62	546090	238.00
165R15	A	2 1/4	4.5-6	POLY/STEEL	86S	1168@35PSI	4.62	6.50	25.25	568745	182.00
P205/75R15	A	2 3/8	5.5-7.5	POLY/STEEL	97P	1598@35PSI	5.68	8.14	27.11	579400	227.00
P215/75R15	A	2 1/2	5.5-7.5	POLY/STEEL	100P	1742@35PSI	6.04	8.63	27.62	587050	238.00
P225/75R15	A	2 3/4	6-8	POLY/STEEL	102P	1874@35PSI	6.24	8.95	28.29	597020	238.00
P235/75R15	A	3 1/8	6-8.5	POLY/STEEL	105P	2028@35PSI	6.58	9.41	28.91	629700	238.00

* UTQG RATING of 550 BB.

REDLINE

185R15	C	3/8 RED	5-6.5	POLY/STEEL	91S	1355@35PSI	4.75	7.28	27.00	57986	203.00
--------	---	---------	-------	------------	-----	------------	------	------	-------	-------	--------

* UTQG RATING of 550 BB.

16" BIAS PROFILE

TIRE SIZE	PHOTO	WHITEWALL WIDTH	RIM WIDTHS	CONSTRUCT.	LOAD/SPEED INDEX	MAX LOAD CAPACITY	TREAD WIDTH	SECTION WIDTH	OVERALL DIAMETER	WW ITEM #	WW PRICE	BLACK-WALL ITEM #	BLACK-WALL PRICE	TUBE ITEM #	TUBE PRICE
550R16	B	2 3/4	3.25-4	POLY/STEEL	91P	1355@41PSI	4.53	5.25	26.88	64309	285.00	64308	259.00	85640	20.95
600R16	B	3	4-5	POLY/STEEL	95P	1520@41PSI	5.00	6.25	28.36	62239	302.00	62238	275.00	85640	20.95
650R16	B	3 1/4	4-5	POLY/STEEL	99P	1710@41PSI	5.40	6.80	29.26	62243	319.00	62242	295.00	85640	20.95
700R16	B	3 1/2	4-5	POLY/STEEL	102P	1875@41PSI	5.85	7.35	30.18	62245	337.00	62244	310.00	85372	20.95
750R16	B	4	5-6	POLY/STEEL	107P	2150@41PSI	6.40	8.00	31.14	62247	352.00	62246	326.00	85372	20.95

* UTQG RATING of 400 BB. •Load Range C, Tube Type

Dimensions are based on non-scientific measurements of inflated tires. Dimensions can vary based on rim size and inflation. Coker Classic radial tires are designed for pre-1976 vehicles and have modern aspect ratios, interchangeability is not implied nor always possible because of rim widths, wheel well clearance or speed and load ratings required. It is very important to maintain proper inflation pressure (35 psi MINIMUM...41 psi on 16 inch radials) on Coker Classic radial tires. Vehicles designed for bias ply tires may drive considerably different with radial ply tires, please use extreme caution. Older rims that were originally designed for bias-ply tires may crack if used with modern radial tires. Please use caution by inspecting your rims on a regular basis. Never mix bias and radial tires on the same vehicle, your vehicle may under steer or over steer uncontrollably. See "About Nostalgia Radials," page 80. Not for commercial use. When using tube, remove any foreign debris and inspection sticker from inside tire before installation.

SPEAK TO AN EXPERT **800-959-1900**

Firestone™

RADIAL 560

RAD



PERFECT FOR HOT ROD FRONT RUNNERS & EUROPEAN CARS

- Perfect Sizing Options For Small Sports Cars
- Affordable Option For Hot Rod Front Runner
- Tread Design and Compound Works Well In Wet Or Dry Conditions
- Poly/Steel Radial Construction
- DOT Approved
- P Speed Rating
- Tubeless

TIRE SIZE	RECOMMENDED RIM WIDTHS	CONSTRUCTION	MAX LOAD CAPACITY	TREAD WIDTH	SECTION WIDTH	OVERALL DIAMETER	ITEM #	PRICE
145R13	4-5	POLY/STEEL	825@44PSI	4.46	5.40	22.29	55589	80.00
145R14	4-5	POLY/STEEL	880@44PSI	4.10	5.60	23.30	55588	80.00
155R14	4-5.5	POLY/STEEL	990@44PSI	4.40	6.20	23.80	55592	91.00
125R15	3.5-4.5	POLY/STEEL	695@44PSI	3.75	5.00	23.00	55593	75.00
135R15	3.5-4.5	POLY/STEEL	780@44PSI	4.00	5.00	23.57	55597	79.00
145R15	4-5	POLY/STEEL	935@44PSI	4.10	5.60	24.30	56044	77.00
155R15	4-5.5	POLY/STEEL	1045@44PSI	4.40	6.18	24.80	56047	81.00
165R15	4.5-6	POLY/STEEL	1170@36PSI	4.80	6.57	25.43	568741	91.00

These tires are designed for vehicles manufactured prior to 1976. See page 81 for details. *165R15 is not ECE Approved.

VREDESTEIN™



- European Styling Tread • Tubeless Radial Construction • DOT and ECE Approved

TIRE SIZE	PHOTO	RECOMMENDED RIM WIDTHS	CONSTRUCTION	LOAD/SPEED INDEX	MAX LOAD CAPACITY	SECTION WIDTH	OVERALL DIAMETER	ITEM #	PRICE
135SR14 SPRINT CLASSIC	A	3-4	POLY/STEEL	70S	738@32PSI	5.39	22.60	5128662	191.00
640/700SR13 SPRINT CLASSIC	B	4.5-5	POLY/STEEL	87S	1199@35PSI	6.97	25.20	506552	146.00
205/60VR13 SPRINT CLASSIC	B	5.5-7.5	POLY/STEEL	86V	1168@32PSI	8.23	22.68	51101	162.00
135SR14 SPRINT CLASSIC	A	3-4	POLY/STEEL	70S	738@32PSI	5.39	22.60	5128662	191.00
165HR14 SPRINT CLASSIC	A	4.5-6	POLY/STEEL	84H	1080@32PSI	6.60	24.50	5128672	152.00
175HR14 SPRINT CLASSIC	A	4.5-6	POLY/STEEL	88H	1234@32PSI	7.00	25.00	5128682	158.00
185HR14 SPRINT CLASSIC	A	5-6.5	POLY/STEEL	90H	1279@32PSI	7.40	25.60	5128685	174.00
195/70VR14 SPRINT CLASSIC	B	5-7	POLY/STEEL	91V	1102@32PSI	7.90	24.80	526053	247.00
205/70VR14 SPRINT CLASSIC	B	5.5-7.5	POLY/STEEL	95V	1521@36PSI	8.20	25.40	512891	328.00
155SR15 SPRINT CLASSIC	A	4-5.5	POLY/STEEL	82S	1047@32PSI	6.20	24.80	56065	110.00
165HR15 SPRINT CLASSIC	A	4.5-6	POLY/STEEL	86H	1124@32PSI	6.60	25.40	579821	123.00
175/70HR15 SPRINT CLASSIC	B	4.5-6	POLY/STEEL	86H	1168@32PSI	6.97	24.69	579830	146.00
185HR15 SPRINT CLASSIC	A	5-6.5	POLY/STEEL	91H	1312@32PSI	7.40	26.50	579878	207.00
185/70HR15 SPRINT CLASSIC	B	5-6.5	POLY/STEEL	89H	1279@36PSI	7.40	25.20	579853	170.00
205/70VR15 SPRINT CLASSIC	B	5.5-7.5	POLY/STEEL	96V	1565@36PSI	8.20	26.30	579857	309.00
215/70VR15 SPRINT CLASSIC	B	5.5-7.5	POLY/STEEL	96V	1565@36PSI	8.25	26.88	579858	328.00
185HR16 SPRINT CLASSIC	A	5-6.5	POLY/STEEL	93H	1389@32PSI	7.40	27.50	662902	294.00

These tires are designed for vehicles manufactured prior to 1976. See page 81 for details.



EXCELSIOR
STAHL SPORT RADIAL

STAHL SPORT RADIAL



VINTAGE SIZING & VINTAGE LOOKS WITH RADIAL CONSTRUCTION

- Save! Combine With Our Hot Rod Steel or Hot Rod Wire Wheels - Pg. 82
- DOT Approved
- Improved Handling and Ride Over Bias Ply
- Great For Hot Rod Big-N-Little Combos
- Made In America



YOU MUST USE RADIAL TUBES IN RADIAL TIRES.
SEE PAGE 75



1932 Ford Roadster Pickup
Tires: Excelsior Stahl Sport Radial 500R16 & 750R16



TIRE SIZE	RIM WIDTHS	CONSTRUCTION	LOAD/SPEED INDEX	MAX LOAD CAPACITY	TREAD WIDTH	SECTION WIDTH	OVERALL DIAMETER	ITEM #	PRICE	TUBE ITEM #	TUBE PRICE
500R16	4-5	4 PLY POLY/STEEL	80H	992@35PSI	4.40	5.40	25.00	64304	269.00	85363	20.95
550R16	4-5	4 PLY POLY/STEEL	88H	1268@41PSI	4.30	5.90	26.50	643051	279.00	85640	20.95
600R16	4-5	4 PLY POLY/STEEL	93H	1400@35PSI	4.60	6.50	28.00	643498	301.00	85640	20.95
650R16	4-6	4 PLY POLY/STEEL	96H	1580@35PSI	4.90	6.90	28.80	66302	324.00	85366	20.95
700R16	4-6	6 PLY POLY/STEEL	98H	1650@35PSI	5.20	7.80	29.10	676443	339.00	85366	20.95
750R16	4-6	6 PLY POLY/STEEL	107H	2150@41PSI	5.50	7.50	31.60	682297	358.00	85373	29.95
550R17	4.5-5	6 PLY POLY/STEEL	89S	1279@41PSI	4.60	5.70	28.50	688901	281.00	86100	21.95
600/650R17	5-6	8 PLY POLY/STEEL	100S	1764@44PSI	4.70	6.50	29.70	706251	329.00	86100	21.95
700/750R17	5-6	8 PLY POLY/STEEL	103S	1929@44PSI	6.30	8.60	32.10	706258	349.00	86260	29.95
550R18	4-5	6 PLY POLY/STEEL	89S	1279@44PSI	4.40	5.50	28.50	721649	283.00	86100	21.95
600/650R18	4-5	8 PLY POLY/STEEL	99S	1709@44PSI	4.65	6.80	30.50	721653	335.00	86100	21.95
700R18	4-6	8 PLY POLY/STEEL	103S	1929@44PSI	5.00	7.70	31.60	725601	355.00	86260	29.95
500R19	4-5	6 PLY POLY/STEEL	84S	1102@44PSI	3.70	4.50	29.40	741761	283.00	86400	19.95
550R19	4-5	6 PLY POLY/STEEL	88S	1235@44PSI	4.00	5.10	30.10	741771	304.00	86430	57.95
600R19	4-5	6 PLY POLY/STEEL	90S	1323@44PSI	4.10	5.50	30.30	742141	335.00	86704	57.95
650R19	4-6	8 PLY POLY/STEEL	98S	1653@44PSI	4.50	6.60	30.90	742321	340.00	86704	57.95
700R19	4-6	8 PLY POLY/STEEL	103S	1929@44PSI	5.10	6.90	32.20	745151	362.00	86704	57.95
600R20	4-6	6 PLY POLY/STEEL	94S	1477@44PSI	4.00	5.30	33.60	76118	342.00	86704	57.95
650/700R20	6-7	8 PLY POLY/STEEL	103S	1945@44PSI	6.00	7.50	35.10	761211	364.00	86704	57.95
550/600R21	4-5	6 PLY POLY/STEEL	94S	1477@44PSI	4.00	5.80	32.10	789651	351.00	87040	49.95

Dimensions are based on non-scientific measurements of inflated tires. Dimensions can vary based on rim width and inflation pressure. **CAUTION:** The unique construction of a radial ply tire, places forces and stresses on a rim assembly that are different from the forces and stresses placed on a rim assembly by a bias ply tire. Always consult a tire and rim expert to be sure your rim can withstand the radial tire operational and performance pressures. Always use a certified or trained tire and rim expert when mounting collector radial tires especially on rims designed for bias tires. Always use inflation pressures recommended by tire manufacturer. Always use tubes designed specifically for radial tires. Manufacturer/Distributor is not responsible for personal injury or property damage caused by mounting radial tires on rims that were originally designed for bias ply tires or bias belted tires.

SPEAK TO AN EXPERT **800-959-1900**



MICHELIN

SPORT RADIALS

- Undisputed Leader In Tire Quality and Performance
- Built In The Authentic Molds
- Michelin Name Is An Icon For The Highest Quality Tire
- Available In Many Sizes For European and US Autos



TIRE SIZE	PHOTO	TREAD DESIGN	RIM DIAMETER	RIM WIDTHS	LOAD/SPEED INDEX	SECTION WIDTH	OVERALL DIAMETER	ITEM #	PRICE	TUBE ITEM #	TUBE PRICE
125R12	F	X	12	3-4	62S	5.19	20.39	51198	89.00	85112	29.95
145/70R12	B	XZX	12	3-4	69S	6.14	20.47	51199	78.00	85125	29.95
155HR13	E	XAS-FF	13	4-5.5	78H	6.2	23.0	51205	193.00	85324	29.95
165HR13	E	XAS-FF	13	4.5-6	82H	5.8	23.2	51206	197.00	85324	29.95
185/70VR13	H	XDX	13	5-6.5	86V	7.4	23.2	63100	343.00	85140	TBLS
205/70VR13	H	XDX	13	5.5-7.5	91V	8.3	24.8	51250	361.00	85140	TBLS
640SR13	D	ZX	13	4.5-5	87S	7.0	25.3	51030	235.00	85324	29.95
725R13	F	X	13	4.5-5.5	90S	7.1	25.7	51204	161.50	85140	20.95
155R14	F	X	14	4-5.5	82t	6.2	23.78	56038	170.00	85325	TBLS
165HR14	E	XAS	14	4.5-6	84H	6.6	24.5	512866	172.00	85325	29.95
175HR14	E	XAS	14	4.5-6	88H	6.9	24.8	512865	181.00	85325	TBLS
185R14	A	MXV-P	14	5-6.5	90H	7.4	25.6	629707	249.00	85335	TBLS
185/70R14	E	XAS	14	4.5-6	88H	7.4	25.3	57983	259.00	85335	TBLS
NEW! 195/65VR14	K	MXV3-A	14	5.5-7	86V	7.9	24.1	556106	299.00	85335	TBLS
NEW! 195/60VR14	K	MXV3-A	14	5.5-7	86V	7.9	23.2	556105	297.00	85335	TBLS
205/70VR14	G	XWX	14	5.5-7.5	89W	8.6	25.1	55570	360.00	85335	TBLS
205VR14	G	XWX	14	5.5-7.5	89W	8.1	26.8	55575	368.00	85335	TBLS
215/70VR14	G	XWX	14	5.5-7.5	92W	8.8	26.4	555773	405.00	85335	TBLS
125R15	F	X	15	3.5-4.5	68S	4.7	23.2	55590	101.00	85360	TBLS
135SR15	D	ZX	15	3.5-5	72S	5.0	23.5	55595	110.00	85360	TBLS
145SR15	B	XZX	15	4-5	78S	5.6	24.3	56040	121.00	85361	TBLS
155R15	F	X	15	4-5.5	82T	6.2	24.8	56039	179.00	85361	TBLS
155HR15	E	XAS	15	4-5.5	82H	6.1	25.1	56051	248.00	85361	29.95
155HR15	E	XAS-FF	15	4-5.5	82H	6.1	25.1	56050	201.00	85361	29.95
165SR15	B	XZX	15	4.5-6	86S	6.4	25.4	57982	126.00	85361	TBLS
165HR15	E	XAS	15	4.5-6	86H	6.3	25.6	579824	188.00	85361	29.95
180HR15	E	XAS	15	5-6.5	89H	6.9	26.8	57984	222.00	85361	29.95
185VR15	C	XVS	15	5-6.5	93V	7.4	26.5	57987	282.00	85364	29.95
185/70VR15	G	XWX	15	5-6.5	89V	7.7	25.5	57970	312.00	85364	TBLS
185HR15	C	XVS-P	15	5-6.5	93H	7.2	25.6	579871	269.00	85364	TBLS
205/70VR15	G	XWX	15	5.5-7.5	90W	8.3	26.5	57974	349.00	85364	TBLS
215/70VR15	G	XWX	15	5.5-7.5	90W	9.2	27.0	57977	385.00	85364	TBLS
225/70VR15	G	XWX	15	6-8	92W	9.1	27.9	57978	406.00	85365	TBLS
235/70HR15	C	XVS	15	6-8.5	101H	9.3	28.0	63049	348.00	85365	TBLS
255/45VR15	J	MXW	15	6.5-8	93W	10	24.1	63070	422.00	85365	TBLS
185R16	F	X	16	4.5-6	92S	7.13	27.8	66250	234.00	85640	20.95
125R400	F	XSTOP	400mm	3.5-4.5	69S	4.7	24.4	631775	127.00	85360	29.95
135R400	F	XSTOP	400mm	3.5-5	73S	5.2	24.7	63178	138.00	85360	29.95
145R400	F	XSTOP	400mm	4-5	79S	5.6	25.6	631782	145.00	85360	29.95
155R400	F	XSTOP	400mm	4-5.5	83S	6.3	25.8	631785	169.00	85360	29.95
165R400	F	XSTOP	400mm	4.5-6	87S	6.4	26.6	63180	185.00	85640	20.95
185R400	F	XSTOP	400mm	5-6.5	91S	7.3	27.8	63189	233.00	85640	20.95
550R16	F	X	16	3.25-4	84H	6.2	27.2	64311	206.00	85360	29.95
600R16	I	PILOTE X	16	4-5	88W	7.1	27.8	66241	356.00	85640	20.95

These tires are designed for vehicles manufactured prior to 1976. See page 81 for details.

TRX

TIRE SIZE	PHOTO	RIM DIAMETER	RECOMMENDED RIM WIDTHS	LOAD/SPEED INDEX	SECTION WIDTH	OVERALL DIAMETER	ITEM #	PRICE	TUBES
190/55VR340	A	340MM	120mm, 135mm, 165mm	81V	7.80	21.90	512856	274.00	TBLS
190/55HR340 NOS*	A	340MM	120mm, 135mm, 165mm	81H	7.80	21.90	512857	99.00	TBLS
165/70R365 NOS*	A	365MM	120mm, 135mm	86	7.80	22.90	98964	109.00	TBLS
190/55HR365 NOS*	A	365MM	120mm, 135mm, 165mm	81H	7.80	22.90	512858	99.00	TBLS
200/60HR365 NOS*	A	365MM	120mm, 135mm, 165mm	90H	8.10	24.20	555791	119.00	TBLS
220/55VR365	A	365MM	135mm, 150mm, 180mm	92V	8.90	24.30	555793	336.00	TBLS
190/65HR390	A	390MM	120mm, 135mm, 165mm	89H	7.50	25.10	555691	273.00	TBLS
200/60VR390	A	390MM	120mm, 135mm, 165mm	90V	7.60	24.70	631944	285.00	TBLS
210/55VR390	A	390MM	135mm, 150mm, 180mm	91V	8.25	24.50	631946	304.00	TBLS
220/55VR390	A	390MM	135mm, 150mm, 180mm	93W	8.50	25.10	631947	331.00	TBLS
240/55VR390	A	390MM	150mm, 165mm, 195mm	89W	9.80	26.20	631954	398.00	TBLS
240/45VR415GT	B	415MM	150mm, 165mm, 195mm	94W	9.60	25.10	68811	410.00	TBLS
240/55VR415	A	415MM	150mm, 165mm, 195mm	94W	9.80	27.20	68812	421.00	TBLS

TB5, TB15 & PB20

TIRE SIZE	CROSS REFERENCE	PHOTO	COMPOUND	RIM WIDTHS	LOAD/SPEED INDEX	SECTION WIDTH	OVERALL DIAMETER	CIRC.	ITEM #	PRICE	TUBES
16/53-13 NOS*	185/55VR13	C	TB5	5-6	72V	6.80	21.20	1640MM	71218	245.00	TBLS
16/53-13	185/55VR13	C	TB15	5-6	72V	8.80	20.90	1635MM	71219	245.00	TBLS
20/53-13	235/45VR13	C	TB5 F	7-8.5	77V	8.80	20.90	1635MM	731694	289.00	TBLS
20/53-13	235/45VR13	C	TB15	7-8.5	77V	8.80	20.90	1635MM	71224	287.00	TBLS
17/58-14	185/60VR14	D	TB5 F	5-6.5	89V	7.48	23.00	1835MM	70212	308.00	TBLS
18/60-15	215/55VR15	D	TB5 F	6-7.5	79V	8.50	24.20	1885MM	467662	361.00	TBLS
18/60-15	215/55VR15	D	TB5 R	6-7.5	79V	8.50	24.20	1885MM	467663	361.00	TBLS
18/60-15	215/55VR15	C	TB15	6-7.5	79V	8.50	24.20	1912MM	71222	360.00	TBLS
18/6015	205/55HR15	C	PB 20	5.5-7.5	79V	8.60	23.97	2209MM	71237	478.00	TBLS
23/59-15	265/40VR15	D	TB5 R	8.5-10	92W	10.60	23.30	2011MM	008050	417.00	TBLS
23/62-15	270/45R15	C	TB15	8.5-10.5	86V	10.60	24.50	1923MM	71227	417.00	TBLS
23/62-15	270/45R15	D	TB5 F	8.5-10.5	86V	10.60	24.50	1923MM	008061	417.00	TBLS
23/62-15	270/45R15	D	TB5 R	8.5-10.5	86V	10.60	24.50	1923MM	008062	417.00	TBLS
23/62-15	275/45HR15	C	PB 20	8.5-10.5	86V	10.47	27.72	2209MM	71238	550.00	TBLS
26/61-15	295/40VR15	C	TB15	10-11.5	87V	11.60	25.30	1891MM	71231	421.00	TBLS
26/61-15	295/40VR15	D	TB5 F	10-11.5	87V	11.60	25.30	1891MM	187650	421.00	TBLS
26/61-15	295/40VR15	D	TB5 R	10-11.5	87V	11.60	25.30	1891MM	187561	421.00	TBLS
29/61-15	335/35VR15	D	TB5 R	11-13	93V	13.20	24.10	1903MM	447087	463.00	TBLS

SX MXX3 N2

TIRE SIZE	PHOTO	RIM DIAMETER	RECOMMENDED RIM WIDTHS	LOAD/SPEED INDEX	SECTION WIDTH	OVERALL DIAMETER	ITEM #	PRICE	TUBES
205/55ZR16	E	16	5.5-7.5	-	8.77	25.27	556103	238.00	TBLS
245/45ZR16	E	16	7.5-9	-	9.96	24.96	556104	321.00	TBLS

BIAS PLY

TIRE SIZE	PHOTO	TREAD DESIGN	RIM DIAMETER	RECOMMENDED RIM WIDTHS	SECTION WIDTH	OVERALL DIAMETER	ITEM #	PRICE	TUBE ITEM #	TUBE PRICE
600/650-16 NOS*	F	SCSS	16	4.5-5	6.7	28.3	66300	313.00	85640	20.95
130/140X40	F	SCSS	15.75	110mm - 140mm	5.5	27.3	63155	215.00	85640	TBLS
150/160X40	F	SCSS	15.75	150mm- 160mm	6.4	29.0	63160	244.00	85640	TBLS
650/700-17	G	DR	17	4	6.7	31.0	70600	282.00	86201	56.95
12X45	G	DR	17.72	110mm-120mm	5.0	28.2	71225	196.00	86100	21.95
13X45	G	DR	17.72	130mm-140mm	5.2	28.8	71230	208.00	86100	21.95
14X45	G	DR	17.72	130mm-140mm	5.4	28.8	71235	208.00	86100	21.95
15/16-45	G	DR	17.72	150mm-160mm	6.6	30.6	71236	249.00	86100	21.95
475/525-18	G	DR	18	3.25	5.3	28.7	71373	248.00	86100	21.95
550-18	G	DR	18	3-4.5	5.6	30.0	71375	250.00	86100	21.95
600/650-18	G	DR	18	3-5	6.3	31.0	72500	282.00	86202	56.95
400/450-19	G	DR	19	2.5-3.5	4.6	28.4	72898	245.00	86190	56.95
475/500-19	G	DR	19	2.5-3.5	4.7	27.9	72899	240.00	86190	56.95
525/600-19	G	DR	19	2.5-3	5.9	31.0	72901	282.00	86820	42.95
650/700-20	G	DR	20	2.75-3	6.5	33.1	77210	368.00	86820	42.95
550/600-21	G	DR	21	2.5-3	6.8	35.3	78964	348.00	86820	42.95
700-21	G	DR	21	3-3.75	6.7	33.8	79050	405.00	86820	42.95

These tires are designed for vehicles manufactured prior to 1976. See page 81 for details. *NEW OLD STOCK. These tires may have been manufactured ten or more years ago, but they have never been mounted or used. To the best of our knowledge, they have been stored in a warehouse environment and have not been subjected to ultraviolet light. These tires are no longer produced, and are only offered to provide your vehicle with original stock tires for appearance purposes. This stock may represent the only market source for these items at the present time. Accordingly, we offer no warranties on these products.




Firestone™

BIAS PLY

BIAS PLY



1957 DeSoto Firedome
Tires: Firestone 750-14



H

WORLD'S BEST SELLING LINE OF BIAS PLY TIRES

- Firestone Deluxe Champion Quality and Reliability Is Legendary
- OE Fitments For Thousands of Applications
- DOT and ECE (European Community) Approved Where Applicable
- Made In America



PLY TIRES

TIRE SIZE	PHOTO	SIDEWALL	RIM WIDTHS	PLY RATING	MAX LOAD CAPACITY	TREAD WIDTH	SECTION WIDTH	OVERALL DIAMETER	WW ITEM #	WW PRICE	BW ITEM #	BW PRICE	TUBES
520-13	A	2	3.5-4	4 PLY POLY	770@32PSI	3.80	5.50	23.10	506540	167.00	5065390	148.00	TBLS
560-13	B	2 1/4	4-4.5	4 PLY POLY	850@30PSI	3.55	5.94	23.66	506550	168.00	-	-	TBLS
700-13	C	5/8	4-5	4 PLY POLY	1270@32PSI	4.4	6.90	24.78	51105	202.00	-	-	TBLS
750-14	D	2 1/4	5-6	4 PLY POLY	1580@32PSI	4.25	7.52	26.89	517810	208.00	517805	189.00	TBLS
775-14	E	7/8	5-6	4 PLY POLY	1580@32PSI	4.50	7.65	27.02	526060	221.00	-	-	TBLS
775-14	E	3/8 RED LINE	5-6	4 PLY POLY	1580@32PSI	4.50	7.65	27.02	526065	226.00	-	-	TBLS
775-14	E	3/8 GOLD LINE	5-6	4 PLY POLY	1580@32PSI	4.50	7.65	27.02	526070	226.00	-	-	TBLS
560-15	B	1	4.5-5	4 PLY POLY	970@32PSI	3.80	5.96	25.79	556658	203.00	556655	184.00	TBLS
560-15*	B	2 3/4	4.5-5	4 PLY POLY	970@32PSI	3.80	5.96	25.79	556660	203.00	-	-	TBLS
640-15	B	1	4.5-5	4 PLY POLY	970@32PSI	4.30	6.60	27.30	566052	211.00	-	-	TBLS
640-15	B	2 1/8	4.5-5	4 PLY POLY	970@32PSI	4.30	6.60	27.30	566050	211.00	-	-	TBLS
640-15	B	2 3/4	4.5-5	4 PLY POLY	1190@32PSI	4.30	6.60	27.30	566053	211.00	566040	185.00	TBLS
670-15	F	1	4.5-5	4 PLY POLY	1450@32PSI	4.50	7.01	28.58	568805	203.00	568800	189.00	TBLS
670-15	G	2 1/4	5-6	4 PLY POLY	1450@32PSI	4.50	7.01	28.58	568810	203.00	-	-	TBLS
670-15*	H	2 11/16	5-6	4 PLY POLY	1450@32PSI	4.50	7.01	28.58	568815	211.00	-	-	TBLS
670-15*	I	3 1/4	5-6	4 PLY POLY	1450@32PSI	4.50	7.01	28.58	568820	211.00	-	-	TBLS
700-15*	I	4 1/8	5-5.5	4 PLY POLY	1700@32PSI	5.38	7.40	29.29	587110	254.00	587105	212.00	20.95
710-15*	H	2 3/4	5-5.5	4 PLY POLY	1550@32PSI	4.50	7.70	28.88	579885	221.00	579880	197.00	TBLS
710-15*	H	3 1/4	5-5.5	4 PLY POLY	1550@32PSI	4.50	7.70	28.88	579890	221.00	-	-	TBLS
775-15	J	5/8	6	4 PLY POLY	1490@32PSI	4.70	7.28	27.36	597050	226.00	597040	204.00	TBLS
775-15	J	7/8	6	4 PLY POLY	1490@32PSI	4.70	7.28	27.36	597060	226.00	-	-	TBLS
775-15	K	3/8 RED LINE	6	4 PLY POLY	1490@32PSI	4.70	7.65	27.24	597034	293.00	-	-	TBLS
775-15	K	3/8 GOLD LINE	6	4 PLY POLY	1490@32PSI	4.70	7.65	27.24	597036	293.00	-	-	TBLS
820-15*	L	3 1/2	6-6.5	4 PLY POLY	1920@32PSI	5.00	8.35	29.56	613118	274.00	613113	216.00	TBLS
820-15*	L	4 1/4	6-6.5	4 PLY POLY	1920@32PSI	5.00	8.35	29.56	613120	274.00	-	-	TBLS
LR78-15	M	3/4	6-6.5	4 PLY POLY/ STEEL	1970@32PSI	6.10	9.80	28.78	62975	256.00	-	-	TBLS
890-15	L	3	6.5-7	8 PR POLY	2500@40PSI	5.00	8.80	31.00	613117	321.00	-	-	TBLS
890-15	L	5	6.5-7	8 PR POLY	2500@40PSI	5.00	8.80	31.00	613122	321.00	-	-	TBLS

*Lettering in whitewall. CL-Clinchers (imported). •Non Skids or Smooth tread (available in all white & black) may provide poor mileage. **All Gray Smooth tread may require Special Order, same price as Smooth All White. Always buy new tubes and flaps. Metal stem tubes, flaps, and rimstrips on pages 74 & 75. These tires are designed for vehicles manufactured prior to 1976. See page 81 for details.



+

TIRE & WHEEL COMBO

+

FREE





COMBO DEALS & EXTENDED TIRE PROTECTION ▶ SEE PAGE 82



SPEAK TO AN EXPERT **800-959-1900**



TIRE SIZE	PHOTO	SIDEWALL	RIM	PLY RATING	MAX LOAD CAPACITY	TREAD WIDTH	SECTION WIDTH	OVERALL DIAMETER	WW ITEM #	WW PRICE	BW ITEM #	BW PRICE	TUBE ITEM #	TUBE PRICE
450/475-16*	A	2 1/4 WW	2.75-3	4 PLY POLY	660@30PSI	3.80	4.75	26.20	633505	196.00	633500	169.00	85363	20.95
500/525-16	B	2 1/4 WW	3-3.25	4 PLY POLY	1070@32PSI	3.75	5.26	26.50	635965	205.00	635960	178.00	85363	20.95
550-16	C	2 1/2 WW	3.25-4	4 PR POLY	840@32PSI	4.25	6.06	27.36	639755	208.00	639750	185.00	85363	20.95
600-16*	A	3 1/4 WW	4-4.5	4 PLY POLY	1400@32PSI	4.63	6.26	28.56	643510	221.00	643500	185.00	85640	20.95
600-16*	A	3 1/4 DBL WW	4-4.5	4 PLY POLY	1400@32PSI	4.63	6.26	28.56	643520	339.00	-	-	85640	20.95
600-16	D	KNOBBY	4-4.5	4 PLY POLY	1400@32PSI	4.63	6.26	28.56	643507	203.00	-	-	85640	20.95
185HR16***	E	CAVALINO	5.5-6	4 PLY POLY	1355@35PSI	4.75	7.44	27.56	-	-	662800	320.00	85640	20.95
650-16	A	3 nonscript	4.5-5	4 PLY POLY	1580@32PSI	5.10	7.00	29.10	663515	230.00	663500	198.00	85366	20.95
650-16*	A	4 WW	4.5-5	4 PLY POLY	1580@32PSI	5.10	7.00	29.10	663520	230.00	-	-	85366	20.95
650-16	D	KNOBBY	4.5-5	4 PLY POLY	1580@32PSI	5.10	7.00	29.10	-	-	663510	209.00	85366	20.95
670-16	A	BW	4.5-5	6 PR POLY	1130@30PSI	4.75	6.77	28.62	-	-	676400	231.00	85366	20.95
700-16*	F	4 WW	4.5-5.5	6 PR POLY	1800@36PSI	5.60	8.09	30.94	676460	248.00	676450	212.00	85366	20.95
750-16*	F	4 1/2 WW	5-6	8 PR POLY	1660@40PSI	4.96	8.28	31.48	682310	288.00	682300	217.00	85372	20.95
525/550-17*	A	3 WW	3.25	4 PLY POLY	955@32PSI	4.00	5.91	29.02	688965	230.00	688960	176.00	86100	21.95
525/550-17*	A	3 DBL WW	3.25	4 PLY POLY	955@32PSI	4.00	5.91	29.02	688970	345.00	-	-	86100	21.95
600/650-17*	A	4 WW	4	6 PLY POLY	1320@36PSI	4.38	7.20	30.50	700610	272.00	700600	225.00	86100	21.95
12/13/14x45	G	BW	4	4 PR NYLON	1430@58PSI	3.75	4.9	29.25	-	-	71228	277.00	86276	21.95
550-18*	G	3 1/4 WW	3	4 PLY POLY	1125@32PSI	4.3	5.94	29.13	713910	226.00	713900	185.00	86100	21.95
550-18*	G	3 1/4 DBL WW	3	4 PLY POLY	1125@32PSI	4.3	5.94	29.13	713920	345.00	-	-	86100	21.95
475/500-19*	H	2 5/8 WW	2.5-3	4 PLY POLY	895@32PSI	3.9	5.63	29.80	729610	221.00	729600	175.00	86400	19.95
550/600-19*	G	3 1/2 WW	2.5-3	6 PR POLY	1255@36PSI	4.8	7.30	32	72161	290.00	72162	230.00	86400	19.95
14/15/16x50	G	BW	3.50	4 PR NYLON	1100@50PSI	4.00	5.15	31.15	-	-	746395	389.00	86276	21.95
475/500-20*	H	2 3/8 WW	2.5-3	4 PLY POLY	1170@32PSI	3.63	5.39	30.59	747955	241.00	747950	179.00	87000	18.95
600-20 (30X5)	F	3 1/2 WW	3	6 PR POLY	1400@50PSI	4.88	6.3	32.63	755210	332.00	755200	217.00	86600	36.95
600-20 (30X5)	I	TRUCK BW	5	6 PR POLY	1820@60PSI	4.88	6.30	32.63	-	-	761399	194.00	86600	36.95
650-20* (32X6)	F	3 3/4 WW	3	6 PR POLY	2120@60PSI	5.20	7.82	34.58	761510	363.00	761500	218.00	86600	36.95
650-20 (32X6)	I	TRUCK BW	3	6 PR NYLON	2120@60PSI	5.20	7.80	34.60	-	-	761400	225.00	86600	36.95
700-20	I	TRUCK BW	3.75-4	8 PLY POLY	3150@90PSI	5.25	6.9	35	-	-	761401	258.00	86600	36.95
440/450-21*	H	2 3/8 WW	2.5-3	4 PLY POLY	800@35PSI	3.75	4.69	30.79	775980	221.00	775970	178.00	87000	18.95
525-21*	G	3 WW	2.5-3	6 PR POLY	1120@36PSI	4.25	5.12	31.50	789690	268.00	789680	195.00	87000	18.95



PLY TIRES



1931 Ford Model A Coupe
Tires: Firestone 475/500-19
Wheels: Model A Wire 19x3

*Lettering in whitewall. CL-Clinchers (imported). •Non Skids or Smooth tread (available in all white & black) may provide poor mileage. **All Gray Smooth tread may require Special Order, same price as Smooth All White. *** Imported. Always buy new tubes and flaps. Metal stem tubes, flaps, and rimstrips on pages 74 & 75. These tires are designed for vehicles manufactured prior to 1976. See page 81 for details.



SPEAK TO AN EXPERT **800-959-1900**



BALLOON & NON-SKID



BALLOON

• For 20s and '30s Luxury Cars • Made In America

TIRE SIZE	PHOTO	SIDEWALL	RIM WIDTHS	PLY RATING	MAX LOAD CAPACITY	TREAD WIDTH	SECTION WIDTH	OVERALL DIAMETER	WW ITEM #	WW PRICE	BW ITEM #	BW PRICE	TUBE ITEM #	TUBE PRICE
700-17*	A/B	4 1/4	4	6 PLY POLY	1480@36PSI	5.66	8.25	31.60	708010	356.00	708000	256.00	86100	21.95
700-17*	A	4 1/4 DBL WW	4	6 PLY POLY	1480@36PSI	5.66	8.25	31.60	708020	529.00	-	-	86100	21.95
750-17*	A/B	4 3/4	4	8 PLY POLY	1870@40PSI	6.32	8.25	32.80	709061	400.00	709065	276.00	86260	29.95
750-17*	A	4 3/4 DBL WW	4	8 PLY POLY	1870@40PSI	6.32	8.25	32.80	709063	570.00	-	-	86260	29.95
650-18	A/B	3 1/2	3.25-3.50	4 PLY POLY	1205@36PSI	5.15	6.25	32.00	72570	310.00	72571	208.00	86100	21.95
700-18*	A/B	4 1/4	3.75-4	6 PLY POLY	1520@36PSI	5.66	8.00	32.50	72583	353.00	72577	226.00	86100	21.95
700-18*	A	4 1/4 DBL WW	3.75-4	6 PLY POLY	1520@36PSI	5.66	8.00	32.50	72585	529.00	-	-	86100	21.95
750-18*	A/B	4 3/4	4	8 PLY POLY	1930@40PSI	6.23	8.60	33.80	72823	395.00	72827	244.00	86260	29.95
750-18*	A	4 3/4 DBL WW	4	8 PR POLY	1930@40PSI	6.23	8.60	33.80	72825	568.00	-	-	86260	29.95
650-19	A/B	3 1/2	3.25-3.50	6 PR POLY	1430@36PSI	5.1	6.25	33.00	72572	321.00	72573	228.00	86600	36.95
700-19*	A/B	4 1/4	3.75-4	6 PLY POLY	1570@36PSI	5.60	8	33.4	74448	364.00	74447	248.00	86600	36.95
700-19*	A	4 1/4 DBL WW	3.75-4	6 PLY POLY	1570@36PSI	5.6	8	33.4	74449	538.00	-	-	86600	36.95
750-19	A	4 3/4 DBL WW	4	8 PLY POLY	1980@40PSI	6.25	7.60	35	746363	581.00	-	-	86600	36.95
750-19*	A/B	4 3/4	4	8 PLY POLY	1980@40PSI	6.25	7.60	35	746361	408.00	746365	267.00	86600	36.95
700-20	A	4 1/4 DBL WW	3.75-4	8 PLY POLY	1980@40PSI	5.40	7.35	34.2	77262	594.00	-	-	86600	36.95
700-20	A/B	4 1/4	3.75-4	8 PLY POLY	1930@40PSI	5.40	7.35	34.20	77260	421.00	77265	262.00	86600	36.95
700-21*	A/B	4 1/4	3.75-4	8 PLY POLY	1930@40PSI	5.60	8.00	35.60	789801	431.00	789802	302.00	87040	49.95

HIGH PRESSURE

- Fitments For 1900's To Mid '20s Vehicles
- All-White, Black or Gray Available



TIRE SIZE	PHOTO	TREAD DESIGN	RIM WIDTHS	PLY RATING	MAX LOAD CAPACITY	TREAD WIDTH	SECTION WIDTH	OVERALL DIAMETER	WW ITEM #	WW PRICE	BW ITEM #	BW PRICE	TUBE ITEM #	TUBE PRICE
28x3 CL	E	NON SKID	1.77	4 PLY NYL	450@65PSI	3	3.00	28.00	791910	410.00	791900	298.00	87100	23.95
28x3 CL	B	SMOOTH	1.77	4 PLY NYL	450@65PSI	3	3.00	28.00	791922	410.00	791920	298.00	87100	23.95
28X3** CL	C	SMOOTH ALL GRAY	1.77	4 PLY NYL	450@65PSI	3	3.00	28.00	791923	410.00	-	-	87100	23.95
30X3 1/2 CL	E	NON SKID	2.025	4 PLY NYL	800@65PSI	3	3.50	30.00	793710	446.00	793700	298.00	87200	21.92
30X3 1/2 CL	B	SMOOTH	2.025	4 PLY NYL	800@65PSI	3.00	3.5	30.00	793755	446.00	793750	298.00	87200	21.92
30X3 1/2 CL	D	BLACK	2.025	4 PLY NYL	800@65PSI	3.00	3.90	31.30	793860	298.00	793850	203.00	87200	21.92
30x3 CL	E	NON SKID	1.75	4 PLY NYL	450@65PSI	2.30	3.00	30.00	805810	446.00	805800	298.00	87300	23.95
30X3 CL	B	SMOOTH	1.75	4 PLY NYL	450@65PSI	3.00	3.00	30.00	805855	446.00	805850	298.00	87300	23.95
30x3** CL	C	SMOOTH ALL GRAY	1.75	4 PLY NYL	450@65PSI	3.00	3.00	30.00	805856	410.00	-	-	87300	23.95
30X3 CL	D	BLACK	1.75	4 PLY NYL	450@65PSI	2.5	3.90	31.30	805900	298.00	805910	194.00	87300	23.95
32x4 1/2	A	NON SKID	-	6 PLY NYLON	1353@65PSI	2.31	4.53	33.25	805976	585.00	805975	390.00	87400	42.95
33X5	A	NON SKID	-	6 PLY NYLON	1102@60PSI	2.56	5.1	34	805981	735.00	805980	498.00	87500	42.95
32X4	A	NON SKID	-	6 PLY NYLON	1051@60PSI	2.19	4.08	32.75	805986	600.00	805985	399.00	87400	42.95
33X4 1/2	A	NON SKID	-	6 PLY NYLON	1252@60PSI	2.31	5.10	34	805991	653.00	805990	435.00	87500	42.95
33X4	A	NON SKID	-	6 PLY NYLON	1051@60PSI	2.19	4.08	33.8	805996	731.00	805995	487.00	87400	42.95
34X4 1/2	A	NON SKID	-	6 PLY NYLON	1252@60PSI	2.31	4.56	34.80	806006	768.00	806005	498.00	87500	42.95
35X5	A	NON SKID	-	6 PLY NYLON	1700@70PSI	2.56	5.10	37.00	806011	748.00	806010	512.00	87500	42.95
34X4	A	NON SKID	-	6 PLY NYLON	1102@60PSI	2.31	5.1	34.25	806016	653.00	806015	435.00	87400	42.95
36X4 1/2	A	NON SKID	-	6 PLY NYLON	1252@60PSI	2.31	4.53	36.75	806021	768.00	806020	512.00	874251	57.95
37X5	A	NON SKID	-	8 PLY NYLON	1803@70PSI	2.56	5.10	38.25	806026	846.00	806025	564.00	874251	57.95
36X4	A	NON SKID	-	6 PLY NYLON	1050@60PSI	3.43	4.31	37.37	806031	774.00	806030	514.00	874251	57.95

* Lettering in whitewall. CL-Clinchers (imported). • Non Skids or Smooth tread (available in all white & black) may provide poor mileage. **All Gray Smooth tread may require Special Order, same price as Smooth All White. *** Imported. Always buy new tubes and flaps. Metal stem tubes, flaps, and rimstrips on pages 74 & 75. These tires are designed for vehicles manufactured prior to 1976. See page 81 for details.

WIDE OVALS



THE ORIGINAL!

- Original Sup-R-Belt Tread Design and Specifications
- Authentic Design Raised White Letter, Redline and Pinstripe Whitewall Available
- Backed By Our Life Of The Tread Warranty
- Original Equipment On Many Muscle and Pony Cars From 1967-1974
- Made In America



1968 Pontiac GTO
Tires: Firestone
Wide Oval G70-14



TIRE SIZE	PHOTO	SIDEWALL	RECOMMENDED RIM WIDTHS	CONSTRUCTION	MAX LOAD CAPACITY	TREAD WIDTH	SECTION WIDTH	OVERALL DIAMETER	ITEM #	PRICE
D70-14	D	RWL	6	POLY/FIBERGLASS	1320@32PSI	6.20	7.90	25.40	54640	230.00
D70-14	C	PIN WHITE	6	POLY/FIBERGLASS	1320@32PSI	6.20	7.90	25.40	54650	230.00
D70-14	E	REDLINE	6	POLY/FIBERGLASS	1320@32PSI	6.20	7.90	25.40	54660	230.00
E70-14	D	RWL	6-7	POLY/FIBERGLASS	1400@32PSI	6.40	8.00	25.70	54670	233.00
E70-14	C	PIN WHITE	6-7	POLY/FIBERGLASS	1400@32PSI	6.40	8.00	25.70	54680	233.00
E70-14	E	REDLINE	6-7	POLY/FIBERGLASS	1400@32PSI	6.40	8.00	25.70	54690	233.00
F70-14	D	RWL	6-7	POLY/FIBERGLASS	1500@32PSI	6.70	8.30	26.20	54850	236.00
F70-14	C	PIN WHITE	6-7	POLY/FIBERGLASS	1500@32PSI	6.70	8.30	26.20	54860	236.00
F70-14	E	REDLINE	6-7	POLY/FIBERGLASS	1500@32PSI	6.70	8.30	26.20	54870	236.00
G70-14	D	RWL	6.5-7	POLY/FIBERGLASS	1620@32PSI	6.90	8.80	26.80	55250	253.00
G70-14	C	PIN WHITE	6.5-7	POLY/FIBERGLASS	1620@32PSI	6.90	8.80	26.80	55260	253.00
G70-14	E	REDLINE	6.5-7	POLY/FIBERGLASS	1620@32PSI	6.90	8.80	26.80	55270	253.00
E70-15	A	SC200RWL	6.5-8	4 PLY NYLON	1400@32PSI	6.00	8.30	26.60	62425	364.00
F70-15	D	RWL	5.5-8	POLY/FIBERGLASS	1500@32PSI	6.50	8.30	26.90	62450	267.00
F70-15	C	PIN WHITE	5.5-8	POLY/FIBERGLASS	1500@32PSI	6.50	8.30	26.90	62460	267.00
F70-15	E	REDLINE	5.5-8	POLY/FIBERGLASS	1500@32PSI	6.50	8.30	26.90	62470	267.00
F60-15	B	RWL	7-8	POLY/FIBERGLASS	1500@32PSI	8.80	9.20	25.90	62480	320.00
G70-15	D	RWL	5.5-8	POLY/FIBERGLASS	1620@32PSI	6.70	8.50	27.50	62650	283.00
G70-15	C	PIN WHITE	5.5-8	POLY/FIBERGLASS	1620@32PSI	6.70	8.50	27.50	62660	283.00
G70-15	E	REDLINE	5.5-8	POLY/FIBERGLASS	1620@32PSI	6.70	8.50	27.50	62670	409.00

*E70-15 Sport Car 200 available in raised white letter only. These tires are designed for vehicles manufactured prior to 1976. See page 81 for details. Dimensions are based on non-scientific measurements of inflated tires. Dimensions can vary based on rim size and inflation.



BIAS PLY



DIRT TRACK TIRES

- Original Look For Vintage Racers and Hot Rods
- DOT Approved Dirt Track Tires
- Maintains Perfect Authenticity
- Mix and Match For The Perfect Big-N-Little Combo
- Made In America



1932 Ford Roadster
Tires: Firestone Dirt Track
500-15 & 820-17



TIRE SIZE	PHOTO	DESCRIPTION	RIM WIDTHS	PLY RATING	MAX LOAD CAPACITY	TREAD WIDTH	SECTION WIDTH	OVERALL DIAMETER	ITEM #	PRICE	TUBE ITEM #	TUBE PRICE
400-12*	D	RIBBED FRONT	3-4	4 PLY NYLON	470@28PSI	3.00	5.05	20.15	50628	188.00	85050	16.95
500-12*	E	GRVD ASCOT REAR	4-5	4 PLY NYLON	605@30PSI	4.60	6.80	22.05	50648	200.00	85050	16.95
500-15	C	RIBBED FRONT	4-5	4 PLY NYLON	675@32PSI	4.10	5.60	24.85	55665	188.00	85363	TBLS
820-15	A	GROOVED REAR	6-8.5	4 PLY NYLON	1415@32PSI	6.75	9.18	30.92	613099	455.00	85370	20.95
11.00-15	B	GROOVED REAR	9.5-12	4 PLY NYLON	2100@32PSI	11.75	15.00	30.60	613132	459.00	-	TBLS
14/31-15	F	GROOVED REAR	13-16	4 PLY NYLON	1565@32PSI	14.00	17.00	31.00	613125	459.00	-	TBLS
14/31-16	F	GROOVED REAR	13-16	4 PLY NYLON	1565@32PSI	14.00	17.00	31.00	613126	447.00	-	TBLS
500-16	C	RIBBED FRONT	4-5	4 PLY NYLON	760@32PSI	4.10	5.90	25.85	72230	190.00	85363	20.95
890-16	B	GROOVED REAR	6-8.5	4 PLY NYLON	2035@32PSI	6.75	8.89	30.94	62237	486.00	62236	37.95
11.00-16	G	GROOVED REAR	6-8.5	4 PLY NYLON	2100@32PSI	11.75	15.00	30.60	613131	461.00	-	TBLS
500-17	C	RIBBED FRONT	4-5	4 PLY NYLON	820@32PSI	3.80	5.90	27.00	688515	195.00	86100	TBLS
820-17	A	GROOVED REAR	6-8.5	4 PLY POLY	1515@32PSI	6.25	8.80	33.00	55661	492.00	86260	29.95
500-18	C	RIBBED FRONT	4-5	4 PLY NYLON	857@32PSI	3.70	5.90	28.00	712280	198.00	86100	TBLS
820-18	A	GROOVED REAR	6-8.5	4 PLY POLY	1415@32PSI	6.25	8.80	33.00	55662	497.00	86260	29.95
500-19	C	RIBBED FRONT	4-5	4 PLY NYLON	895@32PSI	3.60	5.90	29.00	728993	200.00	86400	TBLS
820-19	A	GROOVED REAR	6-8.5	4 PLY POLY	1315@32PSI	6.50	8.80	33.00	55666	503.00	86600	36.95

* Not DOT & labeled for display purpose only. These tires are designed for vehicles manufactured prior to 1976. See page 81 for details.

PLY TYRES



DRAGSTER

- DOT Approved Cheater Slicks
- Street And Strip Compound
- Made To Maintain Perfect Authenticity
- Made In America

TIRE SIZE	RIM WIDTHS	WHITELINE WIDTH	CONSTRUCTION	MAX LOAD CAPACITY	TREAD WIDTH	SECTION WIDTH	OVERALL DIAMETER	WW ITEM #	WW PRICE	BW ITEM #	BW PRICE	TUBES
820-15	7-8	2 1/4	4 PLY POLY	1920@32PSI	8.50	10.7	30.50	613097	437.00	613095	399.00	TBLS
1000-15	8-10	2 1/4	4 PLY POLY	1960@32PSI	9.50	12.0	30.20	623048	455.00	623046	418.00	TBLS
820-16	7-8	1 7/8	4 PLY POLY	1880@32PSI	8.50	10.7	30.10	613129	448.00	613127	429.00	TBLS
1000-16	8-10	1 7/8	4 PLY POLY	1920@32PSI	9.50	12.0	30.20	623054	467.00	623052	429.00	TBLS

Firestone® Dragster tires are DOT approved for highway use. Dimensions are based on non-scientific measurements of inflated tires. Dimensions can vary based on rim size and inflation. These tires are designed for vehicles manufactured prior to 1976. See page 81 for details.



INDY TIRES

- Provides A Period Correct Look For Vintage Race Cars and Hot Rods
- Made To Maintain Perfect Authenticity
- Made In America



TIRE SIZE	PHOTO	RIM WIDTHS	CONSTRUCTION	TREAD WIDTH	SECTION WIDTH	OVERALL DIAMETER	ITEM #	PRICE	TUBE ITEM #	TUBE PRICE
920-15	D	7-9.5	4 PLY NYLON	7.00	10.20	26.30	682280	428.00	MH900	62.95
1200-15	D	8.5-11	4 PLY NYLON	8.80	13.00	29.40	682284	525.00	MH1050	80.95
760-16	C	5.5-6	4 PLY NYLON	4.30	7.60	29.00	682291	392.00	85373	29.95
800-18	C	6.5-7	4 PLY NYLON	5.60	8.80	33.00	72831	464.00	86260	29.95
600-20	B	2.75-3.25	4 PLY NYLON	3.25	6.30	32.60	755000	533.00	86600	36.95
34X4 1/2*	A	3-3.5	4 PLY NYLON	3.50	4.66	35.12	806000	383.00	87500	42.95

Inflate to 35 PSI. Not DOT approved and for display purposes only. These tires are designed for vehicles manufactured prior to 1976. See page 81 for details. Paint Marker available for painting letters. *Imported.

ADD THESE FOR AUTHENTIC LOOKS!

WHITE PAINT MARKER
Item #99110
\$10.54

GOLDPAINT MARKER
Item #99109
\$10.54



SPEAK TO AN EXPERT **800-959-1900**



BIAS PLY



ORIGINAL EQUIPMENT TIRES

- OE Fitments For Thousands Of Applications
- DOT And ECE Where Applicable
- Many Model-Specific Sidewall Configurations
- Backed By Our Life Of The Tread Warranty
- Made in America



TIRE SIZE	PHOTO	SIDEWALL	RIM WIDTHS	PLY RATING	MAX LOAD CAPACITY	TREAD WIDTH	SECTION WIDTH	OVERALL DIAMETER	WW ITEM #	WW PRICE	BW ITEM #	BW PRICE	TUBE ITEM #	TUBE PRICE
480-10	A	2 WW	3	2 PLY POLY	520@32PSI	3.35	4.50	18.70	50262	149.00	50260	131.00	85040	16.95
125B12	B	1 5/16 WW	4	4 PLY POLY	495@32PSI	3.13	4.50	18.70	502957	167.00	-	-	-	TBLS
520-12	E	2 WW	4	4 PLY POLY	694@30PSI	3.25	5.25	21.15	5065389	188.00	-	-	-	TBLS
560/600-12	E	1 3/4 WW	3.5	4 PLY POLY	815@30PSI	3.50	5.65	21.75	506545	193.00	-	-	-	TBLS
560-13 S	F	1 WW	3.5-4	4 PLY POLY	850@30PSI	4.00	5.90	23.60	50665	168.00	-	-	-	TBLS
560-13 S	F	2 1/4 WW	3.5-4	4 PLY POLY	850@30PSI	4.00	5.90	23.60	50667	217.00	-	-	-	TBLS
590-13 S	E	2 3/8 WW	3.5-4	4 PLY POLY	970@32PSI	3.75	5.90	24.30	50670	196.00	-	-	-	TBLS
600-13	B	1 WW	4-4.5	4 PLY POLY	1010@32PSI	3.80	6.00	23.78	50700	196.00	-	-	-	TBLS
600-13	B	2 WW	4-4.5	4 PLY POLY	1010@32PSI	3.80	6.00	23.78	50900	196.00	-	-	-	TBLS
640-13 S	B	2 1/4 WW	4-5.5	4 PLY POLY	1045@32PSI	4.25	6.40	25.30	51005	196.00	-	-	-	TBLS
725-13 S	B	2 1/4 WW	4.5-5.5	4 PLY POLY	1360@32PSI	4.25	7.25	25.70	51270	168.00	-	-	-	TBLS
560-14	D	1 WW	3.5-4	4 PLY POLY	906@30PSI	4.00	5.90	24.60	512875	188.00	512871	176.00	-	TBLS
560-14	C	2 1/4 WW	3.5-4	4 PLY POLY	906@30PSI	4.00	5.90	24.60	512877	188.00	-	-	-	TBLS
695-14	D	5/8 WW	5-6	4 PLY POLY	1230@32PSI	4.30	7.00	25.70	51310	192.00	51305	186.00	-	TBLS
695-14	D	7/8 WW	5-6	4 PLY POLY	1230@32PSI	4.30	7.00	25.70	51320	192.00	-	-	-	TBLS
695-14	G	DUAL RED	5-6	4 PLY POLY	1230@32PSI	4.30	7.00	25.70	51350	192.00	-	-	-	TBLS
700-14	H	1 WW	5-5.5	4 PLY POLY	1360@32PSI	4.40	7.20	26.80	51730	205.00	51731	188.00	-	TBLS
735-14	H	1 WW	5-5.5	4 PLY POLY	1360@32PSI	4.40	7.20	26.80	51760	203.00	51758	187.00	-	TBLS
750-14	D	1 WW	5-5.5	4 PLY POLY	1580@32PSI	4.50	7.65	27.02	51800	208.00	51790	189.00	-	TBLS
750-14	C	2 1/4	5-5.5	4 PLY POLY	1580@32PSI	4.50	7.65	27.02	52000	208.00	-	-	-	TBLS
775-14	I	1 WW	5.5-6	4 PLY POLY	1580@32PSI	4.50	7.65	27.02	52620	208.00	-	-	-	TBLS
775-14	I	3/8 BLUE	5.5-6	4 PLY POLY	1580@32PSI	4.50	7.65	27.02	52618	342.00	-	-	-	TBLS
775-14	I	3/8 GOLD	5.5-6	4 PLY POLY	1580@32PSI	4.50	7.65	27.02	52617	342.00	-	-	-	TBLS
775-14	I	3/8 RED	5.5-6	4 PLY POLY	1580@32PSI	4.50	7.65	27.02	52616	226.00	-	-	-	TBLS

POLY TYRES



1955 Chevrolet Bel Air
Tires: BFGoodrich 670-15
Wheels: OE Tri-Five 15x5



COMBO DEALS & EXTENDED TIRE PROTECTION > SEE PAGE 82

TIRE SIZE	PHOTO	SIDEWALL	RIM WIDTHS	PLY RATING	MAX LOAD CAPACITY	TREAD WIDTH	SECTION WIDTH	OVERALL DIAMETER	WW ITEM #	WW PRICE	BW ITEM #	BW PRICE	TUBE ITEM#	TUBE PRICE
800-14	D	1 WW	5-6	4 PLY POLY	1620@32PSI	4.58	8.10	27.58	53100	215.00	53050	204.00	-	TBLS
800-14	C	2 1/4 WW	5-6	4 PLY POLY	1620@32PSI	4.58	8.10	27.58	53300	215.00	-	-	-	TBLS
825-14	D	5/8 WW	5-6	4 PLY POLY	1620@32PSI	4.58	8.10	27.58	53850	228.00	-	-	-	TBLS
825-14	D	1 WW	5-6	4 PLY POLY	1620@32PSI	4.58	8.10	27.58	53855	228.00	-	-	-	TBLS
825-14	D	BW	5-6	4 PLY POLY	1620@32PSI	4.58	8.10	27.58	-	-	53845	197.00	-	TBLS
850-14	E	1 WW	5.5-6	4 PLY POLY	1740@32PSI	4.75	8.35	28.10	53900	250.00	-	-	-	TBLS
850-14	E	2 1/4 WW	5.5-6	4 PLY POLY	1740@32PSI	4.75	8.35	28.10	54100	250.00	-	-	-	TBLS
855-14	E	5/8 WW	5.5-6	4 PLY POLY	1740@32PSI	4.75	8.35	28.10	54250	250.00	-	-	-	TBLS
855-14	E	1 WW	5.5-6	4 PLY POLY	1740@32PSI	4.75	8.35	28.10	54255	250.00	-	-	-	TBLS
885-14	E	1 WW	6	4 PLY POLY	1860@32PSI	4.80	8.80	26.68	54285	254.00	-	-	-	TBLS
900-14	E	1 WW	6-7	4 PLY POLY	1860@32PSI	4.80	8.80	28.68	54300	254.00	-	-	-	TBLS
900-14	E	2 1/4 WW	6-7	4 PLY POLY	1860@32PSI	4.80	8.80	28.68	54500	254.00	-	-	-	TBLS
950-14	F	1 WW	6.5-7.5	4 PLY POLY	2000@32PSI	5.40	9.05	29.50	54610	288.00	-	-	-	TBLS
950-14	F	2 1/2 WW	6.5-7.5	4 PLY POLY	2000@32PSI	5.40	9.05	29.50	54620	288.00	-	-	-	TBLS
G78-14	J	DUAL 3/8	5-7	4 PLY BELT	1620@32PSI	5.38	8.35	27.10	55460	206.00	-	-	-	TBLS
G78-14	J	1 WW	5-7	4 PLY BELT	1620@32PSI	5.38	8.35	27.10	55450	206.00	-	-	-	TBLS
500-15	E	2 WW	3	4 PLY POLY	700@32PSI	4.00	5.10	24.38	55600	176.00	55610	151.00	-	TBLS
590-15	C	2 5/8 WW	4-4.5	4 PLY POLY	1050@32PSI	3.75	6.30	26.50	56100	193.00	56300	176.00	-	TBLS
600-15	J	2 5/8 WW	4.5-5	4 PLY POLY	1150@32PSI	4.35	6.00	26.00	56440	184.00	56450	176.00	-	TBLS
640-15	E	3 WW	4.5-5	4 PLY POLY	1190@32PSI	4.20	6.25	26.88	56700	211.00	56850	185.00	-	TBLS
670-15	H	1 WW	4.5-5	4 PLY POLY	1450@32PSI	4.50	7.00	28.00	57100	207.00	56900	189.00	-	TBLS
670-15	K	2 1/2 WW	4.5-5	4 PLY POLY	1450@32PSI	4.50	7.00	28.00	57300	207.00	-	-	-	TBLS
670-15	L	3 5/8 WW	4.5-5	4 PLY POLY	1450@32PSI	4.50	7.00	28.40	57500	217.00	-	-	-	TBLS
700-15	M	4 1/8 WW	5-5.5	4 PLY POLY	1700@32PSI	5.38	7.35	29.10	58800	254.00	-	-	85370	20.95
710-15	E	1 WW	5-5.5	4 PLY POLY	1550@32PSI	4.60	7.40	27.98	57997	221.00	-	-	-	TBLS
710-15	E	2 1/2 WW	5-5.5	4 PLY POLY	1550@32PSI	4.60	7.40	27.98	58000	221.00	-	-	-	TBLS
710-15	E	3 WW	5-5.5	4 PLY POLY	1550@32PSI	4.60	7.40	27.98	58200	221.00	-	-	-	TBLS
710-15	E	3 7/8 WW	5-5.5	4 PLY POLY	1550@32PSI	4.60	7.40	27.98	58400	231.00	57990	197.00	-	TBLS

Tubes are available for tubeless sizes. Metal stem tubes, flaps and rimstrips on pages 74 and 75. Prices do not include freight. Dimensions are based on non-scientific measurements of inflated tires. Dimensions can vary based on rim width and inflation pressure. These tires are designed for vehicles manufactured prior to 1976. See page 81 for details.

SPEAK TO AN EXPERT 800-959-1900



ORIGINAL EQUIPMENT TIRES



TIRE SIZE	PHOTO	SIDEWALL	RIM WIDTHS	PLY RATING	MAX LOAD CAPACITY	TREAD WIDTH	SECTION WIDTH	OVERALL DIAMETER	WW ITEM #	WW PRICE	BW ITEM #	BWW PRICE	TUBE ITEM #	TUBE PRICE
760-15	B	1 WW	5.5-6	4 PLY POLY	1710@32PSI	5.00	7.90	28.66	59150	240.00	-	-	-	TBLS
760-15	B	2 1/2 WW	5.5-6	4 PLY POLY	1710@32PSI	5.00	7.90	28.66	59200	240.00	-	-	-	TBLS
760-15	B	3 3/8 WW	5.5-6	4 PLY POLY	1710@32PSI	5.00	7.90	28.66	59400	240.00	-	-	-	TBLS
775-15	C	5/8 WW	4.5-5	4 PLY POLY	1490@32PSI	4.50	7.65	27.42	60200	216.00	60150	204.00	-	TBLS
775-15	C	1 WW	4.5-5	4 PLY POLY	1490@32PSI	4.50	7.65	27.42	60400	216.00	-	-	-	TBLS
775-15	G	3/8 RED	4.5-5	4 PLY POLY	1490@32PSI	4.50	7.65	27.42	59800	244.00	-	-	-	TBLS
775-15	G	3/8 GOLD	4.5-5	4 PLY POLY	1490@32PSI	4.50	7.65	27.42	60000	244.00	-	-	-	TBLS
815-15	D	1 WW	5-6.5	4 PLY POLY	1610@32PSI	5.00	8.09	27.72	60970	248.00	-	-	-	TBLS
815-15	D	1WW+3/8 RED	5-6.5	4 PLY POLY	1610@32PSI	5.00	8.09	27.72	60980	248.00	-	-	-	TBLS
820-15	B	1 WW	6-6.5	4 PLY POLY	1920@32PSI	5.40	8.50	29.59	61400	274.00	-	-	-	TBLS
820-15	B	2 1/2 WW	6-6.5	4 PLY POLY	1920@32PSI	5.40	8.50	29.59	61600	274.00	-	-	-	TBLS
820-15	B	3 5/8 WW	6-6.5	4 PLY POLY	1920@32PSI	5.40	8.50	29.59	61800	274.00	61375	227.00	-	TBLS
855-15	B	5/8 WW	6-6.5	4 PLY POLY	1710@32PSI	5.00	7.90	28.66	60550	248.00	-	-	-	TBLS
855-15	B	1 WW	6-6.5	4 PLY POLY	1710@32PSI	5.00	7.90	28.66	60554	248.00	-	-	-	TBLS
900-15	E	1 WW	6.5-7	4 PLY POLY	1920@32PSI	5.40	8.50	29.59	62000	272.00	-	-	-	TBLS
900-15	I	3/8 DUAL	6.5-7	4 PLY POLY	1920@32PSI	5.40	8.50	29.59	62005	272.00	-	-	-	TBLS
900-15	E	3/16+1/2+3/16 TRIPLE	6.5-7	4 PLY POLY	1920@32PSI	5.40	8.50	29.59	62010	272.00	-	-	-	TBLS
J78-15	J	7/8 WW	5.5-7	4 PLY BELT	1860@32PSI	6.00	8.70	28.72	62857	236.00	-	-	-	TBLS
J78-15	K	5/16 DUAL	5.5-7	4 PLY BELT	1860@32PSI	6.00	8.70	28.72	62858	236.00	-	-	-	TBLS
L78-15	J	1 WW	5.5-8	4 PLY BELT	1970@32PSI	5.88	8.85	29.30	62870	230.00	-	-	-	TBLS
L78-15	F	1/8+5/16 DUAL	5.5-8	4 PLY BELT	1970@32PSI	5.88	8.85	29.30	62880	230.00	-	-	-	TBLS
600-16	H	3 1/2 WW	4-4.5	4 PLY POLY	1400@32PSI	4.63	6.25	28.36	64400	221.00	64600	185.00	85640	20.95

POLY TYRES

1956 Continental Mark II
Tires: BFGoodrich 820-15



**MATCHUP
WITH OUR
WHEELS
AND SAVE!**

COMBO DEALS &
EXTENDED TIRE
PROTECTION ▶
SEE PAGE 82



TIRE SIZE	PHOTO	SIDEWALL	RIM WIDTHS	PLY RATING	MAX LOAD CAPACITY	TREAD WIDTH	SECTION WIDTH	OVERALL DIAMETER	WW ITEM #	WW PRICE	BW ITEM #	BW PRICE	TUBE ITEM #	TUBE PRICE
650-16	H	3 3/4 WW	4.5-5	4 PLY POLY	1580@32PSI	4.97	6.80	29.30	66400	230.00	67000	198.00	85640	20.95
700-16	L	4 WW	4.5-5.5	6 PR POLY	1900@36PSI	5.38	7.40	30.60	67660	248.00	67670	212.00	85372	20.95
750-16	L	4 1/8 WW	5-6	8 PR POLY	1850@48PSI	5.50	8.20	31.45	68250	288.00	-	-	85372	20.95
825-16	L	4 5/8 WW	5-6	8 PR POLY	2030@46PSI	6.00	8.79	32.43	68775	414.00	-	-	85372	20.95
750-17	L	4 1/2 WW	5.5-6	8 PLY POLY	1646 @36PSI	5.50	8.00	33.50	70905	400.00	70906	277.00	86260	29.95
550-18	N	3 WW	3	4 PLY POLY	1000@32PSI	4.30	5.65	29.00	713960	226.00	713950	185.00	86100	21.95
475/500-19	M	2 3/4 WW	2.5-3	4 PLY POLY	895@32PSI	3.75	5.50	30.50	73000	221.00	73200	178.00	86400	19.95
550-19	N	3 1/4 WW	2.5-3	4 PLY POLY	1040@32PSI	4.30	5.90	31.10	74172	272.00	74170	204.00	86400	19.95
600/650-19	N	3 3/4 WW	3-3.5	6 PR POLY	1430@36PSI	4.25	6.00	31.40	74260	345.00	74250	251.00	86600	36.95
550-20	N	3 1/4 WW	3	4 PLY POLY	1075@32PSI	4.30	5.90	32.16	75515	283.00	75510	209.00	87000	18.95
600-20 (30X5)	N	3 1/2 WW	3	6 PR POLY	1350@36PSI	4.75	6.00	32.40	75540	332.00	75550	217.00	86600	36.95
700-20 (34X7)	L	3 1/4 WW	5-5.5	8 PR POLY	1980@42PSI	4.89	6.90	35.00	77220	421.00	77240	263.00	86600	36.95
440/450-21	M	2 1/2 WW	2.5-3	4 PLY POLY	855@32PSI	3.75	4.75	29.75	77600	212.00	77800	178.00	87000	18.95
600-21	N	3 1/2 WW	3-3.75	6 PR POLY	1350@36PSI	4.74	6.00	33.40	78972	351.00	78970	269.00	86600	36.95
600-22	N	3 1/2 WW	3-3.75	6 PR POLY	1350@36PSI	4.74	6.00	33.40	79285	400.00	79280	289.00	87500	42.95
500-24	N	BW	2.5-3	6 PLY POLY	1035@36PSI	4.00	5.10	34.00	-	-	81710	258.00	87500	42.95
36X6(700X24)	O	BW	5-6	10 PR NYL	2400@65PSI	5.00	7.50	40.20	-	-	81775	663.00	87501	56.95
38X7(750X24)	O	BW	5.5-7	10 PR NYL	2550@85PSI	6.00	7.50	40.60	-	-	81800	703.00	87501	56.95
40X8 (900X24)	O	BW	5.5-7	10 PR NYL	3660@65PSI	7.20	8.20	42.50	-	-	82105	962.00	87701	40.95
40X8 (900X24)	O	BW	5.5-7	16 PR NYL	4850@105PSI	7.20	8.20	42.50	-	-	82104	1222.00	87701	40.95

Tubes are available for tubeless sizes. Metal stem tubes, flaps and rimstrips on pages 74 and 75. Prices do not include freight. Dimensions are based on non-scientific measurements of inflated tires. Dimensions can vary based on rim width and inflation pressure. These tires are designed for vehicles manufactured prior to 1976. See page 81 for details.

SPEAK TO AN EXPERT 800-959-1900



GOODRICH™

- Made To Maintain Perfect Authenticity
- The Most Authentic High Pressure Tire On The Market
- Constructed With Premium Polyester Cord

BIAS P SILVERTOWN CORDS



1910 Cadillac
Tires: Goodrich Silvertown
Cord 36x4 1/2



WE MAKE RIMS & WOOD WHEELS TOO!
SEE PAGES 72 & 73



SEE PAGE 75



BRASS & NICKEL
HARDWARE
SEE PAGE 74

TIRE SIZE	RIM DIAMETER	WW WIDTH	PLY RATING	MAX LOAD CAPACITY	TREAD WIDTH	SECTION WIDTH	OVERALL DIAMETER	WW ITEM #	WW PRICE	BW ITEM#	BW PRICE	RUBBER STEM TUBES	METAL STEM TUBES	FLAPS
32X4 1/2	23"	-	6 PR POLY	1250@65PSI	3.38	4.75	32.88	-	-	80000	290.00	33.95	45.95	26.95
33X5	23"	-	6 PR POLY	1700@65PSI	4.00	5.63	34.88	-	-	80400	321.00	33.95	45.95	26.95
32X4***	24"	2 1/8	6 PR POLY	1000@60PSI	3.00	4.13	32.38	81000*	323.00	81200	297.00	33.95	45.95	26.95
33X4 1/2	24"	-	6 PR POLY	1250@60PSI	3.50	5.00	33.56	-	-	81600	308.00	33.95	45.95	26.95
34X5***	24"	3 3/8	8 PR POLY	1700@65PSI	4.00	5.91	35.81	81725*	400.00	81730	383.00	33.95	45.95	26.95
33X4***	25"	2 1/4	6 PR POLY	1000@60PSI	3.00	4.13	33.59	82500*	334.00	82700	315.00	33.95	45.95	26.95
34X4 1/2	25"	-	8 PR POLY	1250@65PSI	3.50	5.00	34.56	-	-	82860	355.00	33.95	45.95	26.95
35X5	25"	-	8 PR POLY	1700@70PSI	4.00	6.00	36.50	-	-	83100	361.00	33.95	45.95	26.95
34X4	26"	-	6 PR POLY	1000@60PSI	3.13	4.13	35.20	-	-	83250	321.00	33.95	45.95	26.95
36X4 1/2***	27"	2 5/8	6 PR POLY	1250@65PSI	3.50	4.75	36.80	83300*	315.00	83500	351.00	45.95	57.95	26.95
37X5	27"	-	8 PR POLY	1700@65PSI	4.00	5.51	38.00	-	-	84000	361.00	45.95	57.95	26.95
36X4***	28"	2 1/8	6 PR POLY	1000@60PSI	3.00	4.13	36.80	84200*	377.00	84250	338.00	33.95	45.95	26.95

Silvertown Cord® tires are straight-side high-pressure tires constructed with premium polyester cord. (These are not clincher tires.) All high pressure tires should have correct tire flaps. See page 75 for authentic dust covers and flaps. These tires are designed for vehicles manufactured prior to 1976. See page 81 for details. ***The factory has discontinued producing whitewalls, once the existing inventory is depleted the above listed whitewalls will also be discontinued. *Cosmetic Blemished Tire.



BIAS PLY TIRES



- High quality bias ply with an affordable price
- Great Big-N-Little sizes for hot rods and customs
- Backed by our life of the tread warranty



FREE Mount & Balance
When you order Tires and Wheels Together



COMBO DEALS & EXTENDED TIRE PROTECTION > SEE PAGE 82



TIRE SIZE	PHOTO	SIDEWALL	RIM WIDTHS	PLY RATING	MAX LOAD CAPACITY	TREAD WIDTH	SECTION WIDTH	OVERALL DIAMETER	WW ITEM #	WW PRICE	BW ITEM #	BW PRICE	TUBE ITEM #	TUBE PRICE
650-13	A	1	4.5-5	4 PLY POLY	1150@32PSI	4.50	6.60	24.58	51050	196.00	-	-	-	TBLS
650-13	A	2 1/4	4.5-5	4 PLY POLY	1150@32PSI	4.50	6.60	24.58	51100	196.00	-	-	-	TBLS
750-14	B	2 1/4	5-5.5	4 PLY POLY	1580@32PSI	4.50	7.65	27.02	52400	184.00	-	-	-	TBLS
E78-14	H	2 3/8	4.5-7	4 PLY POLY	1400@32PSI	5.10	7.65	26.60	54667	157.00	-	-	-	TBLS
F78-14	H	2 3/8	5-7	4 PLY POLY	1500@32PSI	5.25	7.90	27.06	54820	162.00	-	-	-	TBLS
G78-14	H	2 1/4	5-7	4 PLY POLY	1620@32PSI	5.38	8.35	27.10	55480	167.00	-	-	-	TBLS
G78-14	H	3 1/4	5-7	4 PLY POLY	1620@32PSI	5.38	8.35	27.10	55481	169.00	-	-	-	TBLS
H78-14	H	2 1/2	5.5-8	4 PLY POLY	1770@32PSI	5.75	8.86	27.60	55500	174.00	-	-	-	TBLS
560-15	I	2 3/4	4.5-5.5	4 PLY POLY	970@32PSI	4.00	5.96	25.88	55700	175.00	-	-	-	TBLS
670-15	B	2 3/4	4.5-5	4 PLY POLY	1550@32PSI	4.50	6.70	27.25	57700	180.00	-	-	-	TBLS
760-15	C	3	5.5-6	4 PLY POLY	1820@36PSI	4.90	7.50	28.70	59600	207.00	-	-	-	TBLS
800-15	B	2 1/2	6-6.5	4 PLY POLY	1800@32PSI	4.70	8.30	29.08	60600	231.00	-	-	-	TBLS
800-15	B	3	6-6.5	4 PLY POLY	1800@32PSI	4.70	8.30	29.08	60800	231.00	-	-	-	TBLS
G78-15	H	2 3/4	5-7	4 PLY POLY	1620@32PSI	5.63	8.05	27.68	62800	171.00	-	-	-	TBLS
G78-15	H	3 1/4	5-7	4 PLY POLY	1620@32PSI	5.63	8.05	27.68	62803	174.00	-	-	-	TBLS
H78-15	H	3	5.5-7	4 PLY POLY	1770@32PSI	5.74	8.55	28.36	62855	184.00	-	-	-	TBLS
H78-15	H	4 7/16	5.5-7	4 PLY POLY	1770@32PSI	5.74	8.55	28.36	62861	188.00	-	-	-	TBLS
L78-15	H	3	5.5-8	4 PLY POLY	1970@32PSI	5.88	8.85	29.30	62900	190.00	-	-	-	TBLS
L78-15	H	4	5.5-8	4 PLY POLY	1970@32PSI	5.88	8.85	29.30	62950	193.00	62925	164.00	-	TBLS
600-16	E	3	4-4.5	4 PLY POLY	1400@32PSI	4.13	6.25	28.30	65500	166.00	65700	152.00	85640	20.95
650-16	G**	2 1/2	4.5-5	4 PLY POLY	1580@32PSI	4.38	6.80	29.26	77226	180.00	77227	166.00	85640	20.95
28X3 CL*	D	All White	-	4 PLY NYLON	450@65PSI	2.25	2.75	27.88	79225	290.00	79200	199.00	87100	23.95
30X3 CL*	F	BLK SMOOTH	-	4 PLY NYLON	450@65PSI	2.25	2.95	30.00	-	-	80700	141.00	87300	23.95

Coker Classics are made in the USA. Prices do not include freight. Tubes, flaps and rimstrips are on page 75. These tires are designed for vehicles manufactured prior to 1976. See page 81 for details. Dimensions are based on non-scientific measurements of inflated tires. *Clincher Tires. Imported. ** This is a Garfield brand tire.

SPEAK TO AN EXPERT **800-959-1900**



BIAS P RACING TIRES

EXCELSIOR
VINTAGE TIRES

- H Speed-Rated To 130 mph
- S Speed-Rated To 112 mph
- DOT and ECE (European Community) Approved
- Correct Load Ratings and Speeds For Most Vehicles
- Proven Quality and Reliability
- Famous Triple Stud Tread
- FIA Eligible
- VSCC Eligible

PUR SANG RECOMMENDS EXCELSIOR RACING TIRES

Pur Sang chooses Excelsior Racing Tires from Coker Tire for all of its T-Series builds.



1927 Pur Sang T35B
Tires: Excelsior Racing 450-19



TIRE SIZE	RECOMMENDED RIM WIDTHS	LOAD/SPEED INDEX	SPEED RATING	PLY RATING	TREAD WIDTH	SECTION WIDTH	OVERALL DIAMETER	ITEM #	PRICE	TUBE ITEM #	TUBE PRICE
450/500-18	2.5-3.25	79H	130	8 PLY NYLON	3.94	5.12	27.80	713854	292.00	86276	21.95
550-18	4	88H	130	6 PLY NYLON	4.50	6.50	29.10	713855	324.00	86195	73.95
600/650-18	4	80H	130	6 PLY NYLON	4.30	6.18	30.10	71387	398.00	86582	73.95
700-18	5	84H	112	6 PLY NYLON	4.57	6.89	32.09	71388	381.00	86582	73.95
400-19	3.5	72H	130	4 PLY NYLON	3.25	4.70	27.90	728938	166.00	86276	21.95
450-19	3.5	75H	130	4 PLY NYLON	3.50	5.30	28.70	728982	253.00	86276	21.95
500-19	4	79H	130	4 PLY NYLON	3.75	6.00	30.00	74178	304.00	86585	43.95
550/600-19	4	88H	130	8 PLY NYLON	4.30	5.86	31.00	74179	400.00	86430	57.95
650-19	3.25-4.25	92H	130	8 PLY NYLON	4.57	6.42	32.95	742322	404.00	86755	38.95
650/700-20	4-5	103S	112	8 PLY NYLON	4.72	6.30	33.78	76115	275.00	87040	49.95
500/525-21	3.50-4	84H	130	6 PLY NYLON	3.86	5.50	31.89	75011	335.00	87030	82.95
550/600-21	3.25-4	88H	130	6 PLY NYLON	4.41	6.50	33.27	75022	414.00	87030	82.95
700-21	5-5.5	103S	112	8 PLY NYLON	4.72	6.77	35.39	78968	317.00	87040	49.95

Please inquire because many applications using these tires are special built, racing or European cars. Please be absolutely sure of tube valve placement first before discussing with our vintage tire specialist.



EUROPEAN STYLE TIRES

EXCELSIOR
VINTAGE TIRES

- Authentic European Styling
- Durable Nylon Cord Construction
- Sizes and Styles for Many Applications
- Available In Standard and Metric Sizing

1953 Anglia
Tires: Excelsior 450-17



TIRE SIZE	PHOTO	RIM DIAMETER	RIM WIDTHS	PLY RATING	LOAD/SPEED INDEX	TREAD WIDTH	SECTION WIDTH	OVERALL DIAMETER	ITEM #	PRICE	TUBE ITEM #	TUBE PRICE
440-10 11/2WW	H	10"	3	4 PLY POLY	68L	3.00	4.00	17.75	506642	144.00	85040	16.95
500/520-14	C	14"	3.5-4	4 PLY NYLON	74P	3.75	4.31	23.75	61975	148.00	85325	29.95
400/425-15	C	15"	3	4 PLY NYLON	76P	2.62	3.5	23.25	61980	124.00	85355	16.95
550-15	C	15"	3-3.5	4 PLY NYLON	72P	4.25	5.25	25.87	556642	153.00	-	TBLS
640-15	C	15"	4.5-5	6 PLY NYLON	78P	4.7	6.75	26.80	566042	167.00	-	TBLS
670-15	C	15"	4.5-5	6 PLY NYLON	82P	4.75	7	27.60	568799	171.00	-	TBLS
500/525-16	C	16"	3-3.25	4 PLY NYLON	74P	3.62	4.12	26	63650	143.00	85363	20.95
550-16	C	16"	3.25-4	4 PLY NYLON	82P	4.12	4.50	26.75	639760	153.00	85640	20.95
600-16	C	16"	4-4.5	6 PLY NYLON	95P	4.12	5.00	28.00	643530	167.00	85640	20.95
650-16	C	16"	4-4.5	6 PLY NYLON	87P	4.60	6.70	28.5	663495	176.00	85640	20.95
400/425-17	F	17"	3-3.25	4 PLY NYLON	69P	3.90	4.30	25.75	64745	147.00	86201	56.95
450-17	D	17"	3-3.25	4 PLY NYLON	69P	3.9	4.5	26	688510	174.00	86271	16.95
475/500-17	C	17"	3-3.25	4 PLY NYLON	79P	3.62	3.75	27.12	64755	151.00	86100	21.95
525/550-17	C	17"	3-3.25	4 PLY NYLON	80P	4.00	4.5	28.5	64765	158.00	86100	21.95
450-18	D	18"	2.5-3	4 PLY NYLON	69P	3.5	4.12	27.25	71360	174.00	86275	21.95
475/500-18	C	18"	2.5-3	4 PLY NYLON	80P	3.75	5.65	28.62	69948	170.00	86100	21.95
525/550-18	C	18"	3.25	6 PLY NYLON	88P	4.5	6.25	29.86	64770	197.00	86100	21.95
600/650-18	C	18"	3.25-3.5	6 PLY NYLON	90P	4.37	5.75	30.25	64780	200.00	86100	21.95
730X130 BE**	A	470mm	67mm	4 PLY NYLON	76M	3	4.7	28.30	71212	505.00	86100	21.95
350/400-19	C	19"	2.5-3	4 PLY NYLON	56P	3.25	3.75	27	728935	153.00	86280	14.95
450-19	D	19"	2.5-3	4 PLY NYLON	69P	3.75	4.25	27.75	72900	174.00	86285	14.95
475/500-19	C	19"	2.5-3	4 PLY NYLON	76P	3.50	4.12	29.00	738181	164.00	86400	19.95
525/550-19	C	19"	2.5-3	6 PLY NYLON	90P	4.00	4.50	30.50	74181	181.00	86400	19.95
475/500-20	C	20"	2.5-3	4 PLY NYLON	77P	3.50	4.5	30.5	74520	183.00	86400	19.95
710X90 BE**	A	530mm	50mm	4 PLY NYLON	76M	2.5	3.63	27.25	77550	401.00	87505	46.95
450/475-21	C	21"	2.5-3	4 PLY NYLON	75P	3.87	4.50	30.75	74525	156.00	87000	18.95
500/525-21	C	21"	2.5-3	6 PLY NYLON	84P	3.75	4.5	31.87	75021	200.00	87000	18.95
765X105	A	555mm	67mm	4 PLY NYLON	76M	2.83	4.25	30.83	79070	444.00	87504	56.95
28X3 BE*	B	22"	1.77	4 PLY NYLON	53M	2.30	2.80	27.90	79250	202.00	87100	23.95
760X90 BE**	A	580mm	50mm	4 PLY NYLON	76M	2.60	3.7	30.3	79112	447.00	87505	61.95
820X120 BE**	A	580mm	67mm	6 PLY NYLON	89M	3.00	4.25	31.25	79150	505.00	87504	56.95
820X120 GRAY	A	580mm	67mm	6 PLY NYLON	89M	3.00	4.25	31.25	79152	863.00	87504	56.95
30X3 1/2 BE	B	23"	2.025	4 PLY NYLON	76M	2.80	4	31.5	79600	214.00	87200	21.92
30X3 1/2 SS*	C	23"	2.025	4 PLY NYLON	76M	2.80	3.93	31.53	79595	214.00	87200	21.92
440-23	G	23"	2.5	4 PLY NYLON	72P	3.30	4.4	31.89	79597	282.00	87200	21.92
500-23	E	23"	2.75	6 PLY NYLON	81P	4.00	5.25	33.3	81523	289.00	87500	42.95
815X105 BE**	A	605mm	62mm	6 PLY NYLON	80M	3.00	3.88	31.63	80560	505.00	87400	42.95
30X3 BE*	B	24"	2.025	4 PLY NYLON	72M	2.30	2.8	30.00	80750	202.00	87300	23.95
500-24	E	24"	2.75	6 PLY NYLON	82P	4	5.25	34.50	81524	302.00	87500	42.95
895X135 BE**	A	625mm	77mm	6 PLY NYLON	99M	3.25	5.25	33.00	80550	591.00	87501	56.95
810x90 BE**	A	630mm	50mm	4 PLY NYLON	76M	2.70	3.7	32.4	79113	472.00	87200	21.92
880X120 BE**	A	640mm	67mm	6 PLY NYLON	89M	3.00	4.45	33.75	82450	554.00	87508	56.95
875X105 BE**	A	665mm	62mm	6 PLY NYLON	88M	3.00	4.00	34.25	83205	554.00	87502	56.95

**BE = Beaded Edge (clincher) *SS = Straight Side. These tires are designed for vehicles manufactured prior to 1976. See page 81 for details. Dimensions are based on non-scientific measurements of inflated tires. Dimensions can vary based on rim size and inflation.



STREET & STRIP TIRES

- Perfect For Street Machines, Pro Street Builds and More!
- Formulated Using Street and Strip Compound
- Polyester/Fiberglass Construction
- Laterally Siped To Shed Water For Improved Wet Weather Handling



TIRE SIZE	CROSS REFERENCE	PHOTO	RIM WIDTHS	PLY RATING	MAX LOAD CAPACITY	TREAD WIDTH	SECTION WIDTH	OVERALL DIAMETER	TREAD DEPTH	ITEM #	PRICE	TUBES
560-15	25x6-15	D	4-5	4 PLY POLYESTER	970@32PSI	4.00	5.96	25.88	11/32	55515	177.00	TBLS
P215/75-15	28x8-15	E	5.5-7.5	POLY/FIBERGLASS	1742@32PSI	3.98	7.30	27.80	10/32	71980	196.00	TBLS
P235/60-15	27X10-15	C	6.5-8	POLY/FIBERGLASS	1642@35PSI	8.50	9.70	26.65	11/32	72000	259.00	TBLS
P275/60-15	28X11-15	C	8-10	POLY/FIBERGLASS	2149@32PSI	9.50	10.50	27.92	12/32	72100	268.00	TBLS
N50-15	28X13-15	B	8-10	POLY/FIBERGLASS	2210@32PSI	11.30	12.65	27.87	12/32	72146	308.00	TBLS
S375/60-15	33X15-15	A	10-12	POLY/FIBERGLASS	2227@32PSI	12.75	15.00	32.50	10/32	72150	422.00	TBLS
S445/50-15	33X18-15	A	12-14	POLY/FIBERGLASS	2436@32PSI	15.00	17.80	32.50	10/32	72175	459.00	TBLS
S515/45-15	33X21-15	A	14-16	POLY/FIBERGLASS	2910@32PSI	17.20	20.70	32.80	10/32	72199	547.00	TBLS

Never mix tires of different construction (radial and bias) on the same vehicle. Rims designed for bias tires can fail because of the extra stress placed on them with radial tires. Interchangeability is not implied nor is it always possible because of rim sizes, wheel well clearance, speed/load ratings and handling characteristics. Vehicles designed for bias ply tires may drive considerably different on radial tires. Extreme caution must be exercised. Please refer to the auto manufacturer's recommendations when replacing bias ply tires with radials. (*Dimensions are based on non-scientific measurements of inflated tires. Dimensions can vary based on rim size and inflation.) These tires are designed for vehicles manufactured prior to 1976. See page 81 for details.

PREMIUM SPORT™ LOWRIDER TIRES



- 8-Ply Rated • Vintage Profile and Design For The Perfect Look



TIRE SIZE	WW WIDTH	RECOMMENDED RIM WIDTHS	PLY RATING	MAX LOAD CAPACITY	TREAD WIDTH	SECTION WIDTH	OVERALL DIAMETER	ITEM #	PRICE
520-13	5/8	3.5-4	8 PR NYLON	1100@60PSI	4.00	6.00	23.10	506544	140.00
520-13	11/4	3.5-4	8 PR NYLON	1100@60PSI	4.00	6.00	23.10	506542	140.00
NEW! 520-14	5/8	3.5-4	8 PR NYLON	1230 @60PSI	4.00	5.78	24.30	506547	140.00
520-14	11/4	3.5-4	8 PR NYLON	1230 @60PSI	4.00	5.78	24.30	506543	140.00

All Premium Sport tires are tubeless and are designed for vehicles manufactured prior to 1976. See page 81 for details. It is extremely important these tires are mounted and balanced by trained tire service technicians. These tires are recommended for rims widths from 3.5 - 4 inches, mounting on rims exceeding this width could result in irregular tread wear.



O.E. TIRES



- OE Fitments For Thousands Of Applications
- Made To Maintain Perfect Authenticity
- Backed By Our Life Of The Tread Warranty
- Original Equipment On Many Autos From WWII To The 60'S
- Made In America



TIRE SIZE	PHOTO	SIDEWALL	RIM WIDTHS	PLY RATING	MAX LOAD CAPACITY	TREAD WIDTH	SECTION WIDTH	OVERALL DIAMETER	WW ITEM #	WW PRICE	BW ITEM #	BW PRICE	TUBE ITEM #	TUBE PRICE
650-13	A	1	4.5-5	4 PLY POLY	1150@32PSI	4.10	6.60	24.58	51035	196.00	-	-	-	TBLS
650-13	A	1 7/8	4.5-5	4 PLY POLY	1150@32PSI	4.10	6.60	24.58	51040	196.00	-	-	-	TBLS
695-14	F	5/8	5-6	4 PLY POLY	1230@32PSI	4.00	7.00	26.60	51380	192.00	-	-	-	TBLS
695-14	F	7/8	5-6	4 PLY POLY	1230@32PSI	4.00	7.00	26.60	51385	192.00	-	-	-	TBLS
695-14	F	DUAL RED	5-6	4 PLY POLY	1230@32PSI	4.00	7.00	26.60	51390	192.00	-	-	-	TBLS
750-14	C	REDLINE	5-5.5	4 PLY POLY	1500@32PSI	4.40	7.65	27.02	52380	250.00	-	-	-	TBLS
775-14	C	3/8 RED	5.5-6	4 PLY POLY	1500@32PSI	4.40	7.65	27.02	53015	226.00	-	-	-	TBLS
560-15	D	1	4.5-5.5	4 PLY POLY	970@32PSI	3.75	4.80	25.88	55673	205.00	55670	174.00	-	TBLS
560-15	D	2 1/4	4.5-5.5	4 PLY POLY	970@32PSI	3.75	4.80	25.88	55675	205.00	-	-	-	TBLS
670-15	A	1	4.5-5	4 PLY POLY	1450@32PSI	4.25	7.00	27.50	57620	221.00	-	-	-	TBLS
670-15	B	2 1/2	4.5-5	4 PLY POLY	1450@32PSI	4.25	7.00	27.50	57630	221.00	-	-	-	TBLS
670-15	B	2 11/16	4.5-5	4 PLY POLY	1450@32PSI	4.25	7.00	27.50	57640	221.00	57610	193.00	-	TBLS
710-15	B	3 1/4	5-5.5	4 PLY POLY	1550@32PSI	4.40	7.00	27.75	58570	231.00	-	-	-	TBLS
820-15	G	1	6-6.5	4 PLY POLY	1920@32PSI	5.40	8.50	29.59	619903	256.00	-	-	-	TBLS
820-15	G	2 1/4	6-6.5	4 PLY POLY	1920@32PSI	5.40	8.50	29.59	619905	274.00	-	-	-	TBLS
820-15	G	2 3/4	6-6.5	4 PLY POLY	1920@32PSI	5.40	8.50	29.59	61991	274.00	-	-	-	TBLS
820-15	G	3 1/2	6-6.5	4 PLY POLY	1920@32PSI	5.40	8.50	29.59	61993	274.00	-	-	-	TBLS
840/820-15	D*	1	6-6.5	4 PLY POLY	1920@32PSI	5.20	8.40	29.60	61995	274.00	-	-	-	TBLS
600-20	E	3 1/2	3	6 PR POLY	1350@36PSI	4.25	6.00	32.25	75570	330.00	75580	194.00	86600	36.95
1000-20	H	5 1/4	4-5	12 PR NYLON	5430@85PSI	7.50	10.95	41.48	75585	1310.00	-	-	86744	29.95

These tires are designed for vehicles manufactured prior to 1976. See page 81 for details. Dimensions are based on non-scientific measurements of inflated tires. *Tread Similar to D.

SPEAK TO AN EXPERT 800-959-1900

PHOENIXTM RACE TIRES

DRAG TIRES



RAC

For More Info And Pricing Call:

RACER HOTLINE 866-513-2743

Please see complete size chart @ cokertire.com/drag-race-tires

- Standard Bias Ply and Radial Slicks Available
- Compounds For Various Applications Including Our Soft F31, Medium F9 And Medium/Hard F14



Mike Crutchfield is Coker Tire's VP of Performance Brands, and he not only sells Phoenix and M&H Racemaster products, he also wins races on them! His NHRA Super Stock-prepared Pontiac has landed in the Winner's Circle many times, and he attributes the car's race-winning performance to the round-by-round consistency of the Phoenix Race Tires.

PHOENIX RACE TIRES

- Born From 40 Years Of Drag Tire History—Championship Winning Results
- Quality Control: We Measure, Match And Inspect Every Tire
- Made In America



FRONT RUNNERS - DOT CERTIFIED

TIRE SIZE	ITEM #	COMPOUND	RIM WIDTH	SECTION WIDTH	OVERALL DIAMETER	TREAD WIDTH	TIRE WEIGHT	CIRC
4.0/22.5-15	PH426	DE	4.0	5.5	22.6	4.1	8.5	71.00
5.0/24.0-15	PH435	DE	4.0	7.0	24	4.9	10	75.50
4.5/24.5-15	PH183	DE	4.0	6.4	25.5	4.5	13.5	80.00
4.5/26.0-15	PH180	DE	4.0	6.8	26.7	4.0	14.0	84.00
4.5/27.0-17	PH427	DE	5.0	6.1	27.1	3.9	13	84.75
4.5/28.0-15	PH428	DE	4.0	8.0	28.3	5.2	15.0	89.00

REAR SLICKS

TIRE SIZE	ITEM #	COMPOUND	RIM WIDTH	SECTION WIDTH	OVERALL DIAMETER	TREAD WIDTH	TIRE WEIGHT	CIRC
7.00/26.0-15	PH726	F9	7.0	9.0	25.8	7.0	20.0	81.75
9.00/28.0-15	PH985	F9	8.0	10.0	27.5	8.9	24.0	86.75
9.00/28.0-17	PH987	F9	8.0	10.0	27.5	8.9	24.0	86.75
9.00/28.5-15	PH377	F9	8.0	12.5	28.6	8.9	25.0	90.00
9.00/30.0-15	PH336	F9	10.0	13.0	30.0	9.0	25.5	94.50
9.00/30.0-15	PH395	F14	10.0	13.0	30.0	9.0	25.5	94.00
9.00/30.0-15RAD	PH50R	F9	10.0	12.5	29.5	9.0	22.0	92.00
10.5/28.0-15	PH185	F9	10.0	11.0	27.8	10.0	26.0	87.50
10.5/28.0-17	PH187	F9	10.0	11.0	27.8	10.0	26.0	87.50
10.5/28.0-15S	PH18S	F9	10.0	11.0	27.8	10.0	26.5	87.50
10.5/28.0-15WS	PH18W	F9	11.0	12.0	28.0	10.9	27.5	88.00
10.5/28.5-15	PH380	F9	10.0	13.0	28.5	10.6	26.0	89.50
10.5/29.5-15	PH374	F9	10.0	13.0	30.1	10.7	28.5	94.75
10.5/31.0-15W*	PH101	F9	12.0	14.7	31.5	11.7	29.0	98.75
11.5/28.5-15	PH360	F9	10.0	14.0	28.6	11.9	25.0	89.50
11.5/29.5-15	PH362	F9	10.0	14.0	30.4	11.8	31.0	94.50
11.5/29.5-15W*	PH376	F9	12.0	15.5	30.4	13.5	32.5	95.50
12.2/31.25-15W*	PH337	F9	14.0	16.5	31.8	13.4	33.0	99.00
13.6/32.0-15RAD	PH55R	F9	14.0	16.5	32.2	13.6	30.0	101.25
13.0/31.0-15	PH379	F9	12.0	15.0	30.6	12.4	32.5	95.75
14.0/32.0-15	PH343	F31	14.0	17.7	32.5	14.2	32.0	101.00
14.0/32.0-15	PH335	F9	14.0	17.7	32.5	14.2	33.0	101.00
14.0/32.0-15W*	PH342	F31	14.0	18.0	32.5	15.6	40.5	102.00
14.0/32.0-15W*	PH367	F9	14.0	18.0	32.5	15.6	40.5	102.00
14.5/32.0-15	PH338	F9	14.0	18.2	33.1	14.4	37.0	104.50
14.5/32.0-15RAD	PH56R	F9	14.0	18.0	32.3	14.9	31.0	101.50

CIRC=Circumference. RAD = Radial / *W = Wide. F31=SOFT, F9=MEDIUM, F14=HARD.

DRAG TUBES

TUBE SIZE	ITEM #	FITMENT GUIDE	TUBE WEIGHT
900-14/15	MH900	TO 30" DIAMETER TO 9.5 TREAD 14/15 RIM	5.0
900-14/15	MH1050	TO 31.5" DIAMETER TO 12.5 TREAD 15/16 RIM	6.0
900-14/15	MH1450	TO 33.5" DIAMETER TO 16.5 TREAD 15/16 RIM	7.0

SPEAK TO AN EXPERT **866-513-2743**



DRAG TIRES



RACEMASTER

DRAG RACE FRONT RUNNERS DOT CERTIFIED



FRONT RUNNER

TIRE SIZE	COMP RACE SIZE	ITEM ID	RIM WIDTH	SECTION WIDTH	TREAD WIDTH	CIRC
3.5/22-15 RIB	P145/60-15	MSS021	4.0	5.5	4.0	69.5
3.6/24-15 RIB	P165/70-15	MSS022	4.0	6.2	4.0	74.9
5.0/24-15 RIB	P175/70-15	MSS023	4.5	6.6	4.8	75.2
4.5/26-15 RIB	P175/75-15	MSS018	4.5	6.5	4.5	81.2
4.5/27-15 RIB	P185/85-15	MSS014	4.5	7.0	4.5	85.6
4.5/27-16 RIB	P185/80-16	MSS015	4.5	6.8	4.5	85.6
4.5/26-17 RIB	P165/70-17	MSS017	4.5	6.0	4.5	81.7
4.5/28-17 RIB	P165/85-17	MSS024	4.5	6.3	4.5	88.0
4.5/28-18 RIB	P155/85-18	MSS-025	4.5	5.8	4.5	88.0



DRAG SLICK

DRAG RACE SLICKS - REAR

TIRE SIZE	ITEM ID	COMPOUND	RIM WIDTH	SECTION WIDTH	TREAD WIDTH	CIRC
8.0/22.0-13	MHR03	#HB11	8.0	10.0	8.0	70.0
8.0/23.0-13	MHR004	#HB11	8.0	10.0	8.5	72.5
8.5/24.5-13	MHR009	#HB11	8.0	10.5	8.5	76.8
9.5/24.5-13	MHR19	#HB11	8.0	11.1	9.5	77.0
6.0/26.0-15	MHR060	#HB11	6.0	8.5	6.0	81.7
7.5/23-15	MHR021	#HB11	6.0	8.2	7.3	73.0
8.5/23.0-15	MHR023	#HB11	8.0	9.4	8.3	73.0
8.5/24.5-15	MHR025	#HB11	8.0	10.0	8.5	77.0
8.5/26.0-15	MHR062	#HB11	8.0	10.5	8.3	82.0
10.0/26.0-15	MHR064	#HB11	8.0	11.1	10.0	82.0
10.0/27.0-15	MHR068	#HB11	9.0	12.1	10.3	86.5
8.5/26.0-17	MHR172	#HB11	8.0	9.5	8.5	82.0
10.5/28.0-17	MHR173	#HB11	10.0	11.5	10.1	88.0
10.5/28.0-18	MHR174	#HB11	10.0	11.5	10.1	88.0
12.0/26.0-15	MHR066	#HB11	10.0	13.5	12.0	82.0



VINTAGE RACE/
NOSTALGIC

VINTAGE RACE/ NOSTALGIC SLICKS - REAR

TIRE SIZE	ITEM ID	COMPOUND	RIM WIDTH	SECTION WIDTH	TREAD WIDTH	CIRC
4.0/26.6-18 MOTORCYCLE	MVD009	#HB11	3.0	5.0	4.0	83.5
8.00/8.50-14	MVD006	#704	6.5	9.8	7.0	88.0
9.00/15	MVD007	#HB11	7.0	10.3	7.0	92.0
12.00/16	MVD004	#8	10.0	13.6	11.6	100.0
13.00/16	MVD005	#8	12.0	15.4	12.2	101.0
13.0/33.3-16	MVD010	#8	12.0	16.2	12.8	104.5



CHEATER SLICK

CHEATER SLICK DRAG RACE TIRES DOT CERTIFIED

TIRE SIZE	COMP RACE SIZE	ITEM ID	COMPOUND	RIM WIDTH	SECTION WIDTH	OVERALL DIAMETER	TREAD WIDTH	CIRC
26/10.5-15LT	8.5/26.0-15	MHD01	#HB11	8.0	10.5	26.0	8.5	81.8
26/11.5-15LT	10.0/26.0-15	MHD002	#HB11	10.0	12.3	26.0	10.0	82.0
28/12.5-15LT	10.0/28.0-15	MHD04	#HB11	10.0	12.5	28.0	10.0	88.0
30/14.5-15LT	12.0/30.0-15	MHD12	#HB11	11.0	14.7	30.0	12.0	94.2
26/11.5-16LT	10.0/26.0-16	MHD03	#HB11	10.0	11.8	26.0	10.0	82.0
30/14.0-16LT	11.0/30.0-16	MHD011	#HB11	10.0	14.0	30.0	11.0	94.0

DRAG RACE TIRES



For Info And Pricing Call:
RACER HOTLINE
866-513-2743
 Please see complete size chart
 @ cokertire.com/drag-race-tires

RADIAL DRAG RACE TIRES DOT CERTIFIED

TIRE SIZE	COMP RACE SIZE	ITEM ID	RIM WIDTH	SECTION WIDTH	DIAMETER	TREAD WIDTH	CIRC
235/60R15	8.5/26.0R15	ROD36	7.0	9.4	26.0	8.6	81.7
245/55R15	9.0/26.0R15	ROD29	8.0	9.9	26.0	9.0	81.7
275/50R15	10.5/26.0R15	ROD30	8.5	11.2	26.0	10.5	81.7
275/60R15	9.5/28.0R15	ROD16	8.0	10.9	28.0	9.5	88.0
315/60R15	12.0/30.0R-15	ROD38	9.5	13.1	29.9	11.6	94.0
325/50R15	11.5/28.0R15	ROD17	10.0	12.4	28.0	11.0	88.0
390/45R15	12.5/29.5R15	ROD07	12.0	14.8	29.5	12.5	92.7
275/55R16	10.0/28.0R16	ROD18	9.0	10.9	28.0	9.5	88.0
315/50R16	11.0/28.5R16	ROD24	10.0	12.2	28.4	11.0	89.0
245/45R17	9.0/26.0R17	ROD35	8.0	9.3	26.0	9.0	81.7
275/40R17	10.5/26.0R17	ROD33	9.0	11.0	26.0	10.5	81.7
275/50R17	9.0/28.0R17	ROD19	9.0	10.5	28.0	9.5	88.0
325/45R17	11.5/28.0R-17	ROD20	11.0	12.6	28.0	11.3	88.0
390/40R17	12.5/29.5R17	ROD09	12.0	14.3	29.5	12.5	92.7
245/40R18	9.0/26.0R18	ROD34	8.5	9.6	26.0	9.0	81.7
275/45R18	10.0/28.0R18	ROD21	10.0	11.1	28.0	9.8	88.0
325/40R18	11.5/28.0R18	ROD22	12.0	12.8	28.0	11.3	88.0
345/35R18	12.5/28.0R18	ROD23	13.0	13.8	28.0	12.3	88.0
305/35R20	12.5/29.0R20	ROD40	11.0	12	28.6	11.0	90
185/75R15	5/26R15	ROD02	5.0	6.7	26.0	5.0	81.7
26/8.50R15	7/26R15	ROD27	7.0	8.8	26.0	7.0	81.7
185/55R17	5/26R17	ROD11	5.0	6.6	26.0	5.0	81.7
26/8.50R-17	7/26R17	ROD25	7.0	8.4	26.0	7.0	81.7
185/50R18	5/26R18	ROD12	5.0	6.5	26.0	5.0	81.7
4.5/28.0R17	RIBBED TREAD	ROD37	4.5	5.9	28.0	4.5	88

FRONT

MUSCLE CAR RACE TIRES DOT CERTIFIED

TIRE SIZE	PHOTO	COMP RACE SIZE	ITEM ID	RIM WIDTH	SECTION WIDTH	OVERALL DIAMETER	TREAD WIDTH	CIRC
P205/60-13	D	7.5/23.0-13	MSS012	6.0	8.8	22.8	7.2	71.6
P235/60-14	D	7.5/25.0-14	MSS002	6.5	9.8	25.0	7.5	78.4
P215-65-15	C	6.0/26.0-15	MSS016	6.0	8.4	26.0	6.0	81.6
P235/60-15	D	7.5/25.5-15	MSS008	6.5	9.8	25.4	7.5	80.0
G60/15	C	8.0/26.0-15	MSS003	7.0	10.3	26.2	7.8	82.3
J60/15	C	8.0/27.0-15	MSS004	7.0	10.7	27.2	8.0	85.4
P275/50-15	B	10.0/26.0-15	MSS005	9.0	11.6	26.2	10.0	82.3
P275/60-15	A	10.0/28.0-15	MSS001	9.0	11.7	28.2	10.0	88.5
N50/15	A	11.0/28.0-15	MSS006	10.0	12.8	28.2	11.0	88.5

DRAG TUBES

TUBE SIZE	ITEM #	FITMENT GUIDE	TUBE WEIGHT
900-14/15	MH900	TO 30" DIAMETER TO 9.5 TREAD 14/15 RIM	5.0
10.50-15/16	MH1050	TO 31.5" DIAMETER TO 12.5 TREAD 15/16 RIM	6.0
14.50-15/16	MH1450	TO 33.5" DIAMETER TO 16.5 TREAD 15/16 RIM	7.0



SPEAK TO AN EXPERT **866-513-2743**

Firestone™

MOTORCYCLE TIRES

- Firestone is the number one tire choice for classic motorcycle restorations and custom builds around the world.



TIRE SIZE	DESCRIPTION	PH	SIDEWALL	RIM DMTR	RIM WIDTHS	PLY RATING	LOAD CAPACITY	LOAD/SPEED INDEX	SECTION WIDTH	OVERALL DIAMETER	WW ITEM #	WW PRICE	BW ITEM #	BW PRICE	TUBE ITEM #	TUBE PRICE
325-16	ZIG ZAG	C	5/8"	16	2.15	4 PLY	400@32PSI	48P	3.89	24.00	63284	162.00	-	-	85500	16.95
325-16	ZIG ZAG	C	1 1/2"	16	2.15	4 PLY	400@32PSI	48P	3.89	24.00	63285	162.00	-	-	85500	16.95
350-16	ZIG ZAG	A	BLACK	16	2.15	4 PLY	440@32PSI	52P	4.05	24.44	-	-	63290	109.00	85500	16.95
500-16	ZIG ZAG	A	BLACK	16	3.00	4 PLY	740@32PSI	71P	5.35	26.42	-	-	72225	166.00	85610	16.95
500-16	ANS	E	BLACK	16	3.00	4 PLY	740@32PSI	71S	5.60	26.40	-	-	73225	152.00	85610	16.95
225-17	REAR	B	BLACK	17	1.20	4 PLY	250@32PSI	-	2.51	21.88	-	-	68832	37.00	86155	16.95
250-17	REAR	B	BLACK	17	1.60	4 PLY	290@32PSI	-	2.67	22.44	-	-	68836	37.00	86155	16.95
450-17	ANS	E	BLACK	17	2.15	4 PLY	677@32PSI	67S	4.49	26.25	-	-	73221	172.00	86271	16.95
350-18	ZIG ZAG	A	BLACK	18	1.85-2	4 PLY	490@32PSI	56S	4.05	26.44	-	-	71308	136.00	86267	16.95
400-18	ZIG ZAG	A	BLACK	18	2.15	4 PLY	610@32PSI	64P	4.25	26.57	-	-	72222	159.00	86271	16.95
400-18	ANS	E	BLACK	18	2.15	4 PLY	616@32PSI	59S	4.20	27.00	-	-	73222	167.00	86271	16.95
450-18	ZIG ZAG	A	BLACK	18	2.15	4 PLY	740@32PSI	70S	4.84	27.40	-	-	72224	165.00	86271	16.95
450-18	ANS	E	BLACK	18	2.15	4 PLY	700@32PSI	68S	4.60	27.30	-	-	73224	175.00	86271	16.95
325-19	ZIG ZAG	A	BLACK	19	2.15	4 PLY	470@32PSI	54S	3.89	26.34	-	-	728920	136.00	86280	14.95
400-19	ANS	E	BLACK	19	2.15	4 PLY	570@30PSI	61S	4.30	28.00	-	-	73223	171.00	86285	14.95
400-19	ZIG ZAG	A	BLACK	19	2.15	4 PLY	740@32PSI	61S	4.25	27.59	-	-	72223	163.00	86285	14.95
385 X20 CL	CHEVRON	I	BLACK	20	2.15	4 PLY	-	63P	4.37	28.43	-	-	74760	257.00	86285	14.95
275-21	RIBBED	D	BLACK	21	1.85	4 PLY	363@32PSI	45S	2.67	26.57	-	-	74773	128.00	86900	16.95
300-21	RIBBED	D	BLACK	21	1.85	4 PLY	507@42PSI	57S	2.91	27.17	-	-	74774	135.00	86900	16.95
28x2 1/4 CL	RACING	H	ALL WHITE	23	1.63	-	-	-	2.50	28.00	79330	406.00	79325	249.00	87150	16.95
28X3 CL*	NON SKID	F	ALL WHITE	22	1.77	-	-	-	3.00	28.00	791910	410.00	-	-	87090	23.95
28X3 CL*	NON SKID	G	BLACK	22	1.77	-	-	-	3.00	28	-	-	791900	298.00	87090	23.95



RECYCLE TYRES



BECK®



PHOENIX™

• Coker Tire offers the world's largest selection of authentic tires for motorcycles. From our popular Coker Diamonds to our newest line of Phoenix tires, we cover nearly 100 years of motorcycles within our extensive product line.



TIRE SIZE	DESCRIPTION	PH	SIDEWALL	RIM DMTR	RIM WIDTHS	PLY RATING	LOAD CAPACITY	LOAD/SPEED INDEX	SECTION WIDTH	OVERALL DIAMETER	WW ITEM #	WW PRICE	BW ITEM #	BW PRICE	TUBE ITEM #	TUBE PRICE
500-16	BECK	P	2"	16	3.00	4 PLY	740@32PSI	71S	5.00	26.25	63400	261.00	63525	171.00	85610	16.95
500-16	COKER CLASSIC	N	3/8 + 3/8 DBL	16	3.00	4 PLY	740@32PSI	71S	5.00	26.25	63520	251.00	63393	150.00	85610	16.95
500-16	COKER CLASSIC	O	1"	16	3.00	4 PLY	740@32PSI	71S	5.00	26.25	63523	251.00	-	-	85610	16.95
500-16	COKER CLASSIC	O	2"	16	3.00	4 PLY	740@32PSI	71S	5.00	26.25	63375	251	-	-	85610	16.95
500-16	INDIAN SCRIPT	M	BLACK	16	3.00	4 PLY	740@32PSI	71P	5.35	26.42	-	-	73334	174.00	85610	16.95
NEW! 500-16	TREADWELL TRACKMASTER	R	BLACK	16	3.00	4 PLY	739@33PSI	72H	4.75	25.75	-	-	73335	-	85610	16.95
325-18	COKER E70K	L	BLACK	18	1.85-2	4 PR	441@31PSI	52S	3.50	25.16	-	-	71306	101.00	86267	16.95
350-18	PHOENIX E70K	J	BLACK	18	1.85-2	4 PLY	494@32PSI	56S	3.65	25.59	-	-	71310	98.00	86267	16.95
360-18	PHOENIX E81P	L	BLACK	18	1.85-2	4 PLY	430@41PSI	51H	3.70	25.74	-	-	71312	100.00	86267	16.95
385X18 CL	COKER DIAMOND TRD	Q	BLACK	18	1.85-2	4 PLY	-	-	3.4	25.3	-	-	71335	183.00	86267	16.95
400-18	BECK	P	1 3/4"	18	2.15	4 PLY	610@32PSI	63P	4.00	26.5	74444	255	-	-	86271	16.95
400-18	COKER DIAMOND TRD	Q	BLACK	18	2.15	4 PLY	616@32PSI	64P	3.9	25.75	-	-	71350	142.00	86271	16.95
400-18	INDIAN SCRIPT	M	BLACK	18	2.15	4 PLY	616@32PSI	64P	4.25	26.57	-	-	73333	174.00	86271	16.95
400-18	PHOENIX E70P	J	BLACK	18	2.15	4 PLY	616@32PSI	64S	4.17	26.73	-	-	71354	82.00	86271	16.95
410-18	PHOENIX E81P	L	BLACK	18	2.15	4 PLY	536@41PSI	59H	4.00	25.46	-	-	71357	104.00	86271	16.95
425/85-18	PHOENIX E81P	K	BLACK	18	2.50	4 PLY	617@41PSI	64H	4.25	26.00	-	-	71358	105.00	86271	16.95
450-18	BECK	P	2"	18	2.15	4 PLY	740@32PSI	70P	4.39	27.25	71385	277	-	-	86271	16.95
450-18	COKER DIAMOND TRD	Q	BLACK	18	2.15	4 PLY	740@32PSI	70P	4.50	27.00	-	-	71370	144.00	86271	16.95
350-19	COKER E70K	L	BLACK	19	2.15	4 PR	507@32PSI	57S	3.66	26.57	-	-	728922	101.00	86280	14.95
360-19	PHOENIX E81P	K	BLACK	19	2.15	4 PLY	441@41PSI	52H	3.66	25.24	-	-	72889	76.00	86280	14.95
400-19	COKER DIAMOND TRD	Q	BLACK	19	2.15	4 PLY	640@32PSI	65P	4.00	28.00	-	-	72895	144.00	86285	14.95
410-19	PHOENIX E81P	K	BLACK	19	2.15	4 PLY	567@41PSI	61H	4.00	26.46	-	-	72902	105.00	86285	14.95

* Non-Skid may provide poor mileage on asphalt roads. Prices do not include freight. *** Tread similar to L. These tires are designed for vehicles manufactured prior to 1976. See page 81 for details. Dimensions are based upon non-scientific measurements of inflated tires. CL = Clincher Rim



BECK®



TIRE SIZE	DESCRIPTION	PH	SIDEWALL	RIM DMTR	RIM WIDTHS	PLY RATING	LOAD CAPACITY	LOAD/SPEED INDEX	SECTION WIDTH	OVERALL DIAMETER	WW ITEM #	WW PRICE	BW ITEM #	BW PRICE	TUBE ITEM #	TUBE PRICE
26X2 1/2 CL	COKER BUTTON	E/F	BLACK/WHITE	21	1.630	-	-	-	2.40	26.00	77565	367.00	77560	172.00	86900	16.95
28X3 CL	COKER RIBBED	A	BLACK	22	1.77	-	-	-	2.70	28.00	79225	290.00	79200	199.00	86900	16.95
28X3 CL	G&J	B/C	WHITE/BLACK	22	1.77	-	-	-	2.70	28.00	79247	389.00	79246	233.00	86900	16.95
28X2 1/2 CL	G&J	B	BLACK	23	1.63	-	-	-	2.40	28.25	79244	389.00	79245	233.00	87150	16.95
26X3 CL	SIMPLEX*	D	BLACK	20	1.75	-	-	-	2.95	26.00	-	-	74715	251.00	86900	16.95
27X3.50 CL	SIMPLEX*	K	BLACK	20	1.75	-	-	-	3.10	26.60	-	-	74735	270.00	86900	16.95
24X2 1/4 CL	COKER BUTTON	E/F	BLACK/WHITE	20	1.38	-	-	-	2.25	24.00	74680	367.00	74670	225.00	86876	11.95
26X3 CL	COKER BUTTON	E/F	BLACK/WHITE	20	1.75	-	-	-	2.95	26.00	74690	367.00	74700	225.00	86900	16.95
28X3 CL	COKER BUTTON	E/F	BLACK/WHITE	22	1.77	-	-	-	2.70	28.25	79240	412.00	79230	225.00	86900	16.95
28X2 1/2 CL	COKER BUTTON	E/F	BLACK/WHITE	23	1.63	-	-	-	2.40	28.25	79350	367.00	79360	225.00	87150	16.95
28X2 CL	US RUBBER	G	BLACK	24	1.45	-	-	-	2.70	28.00	-	-	63282	225.00	63281	16.95
335X18 CL	COKER CHEVRON	H	BLACK	18	1.85-2	4 PLY	-	-	3.25	24.95	-	-	71300	131.00	86267	16.95
385X18 CL	COKER DIAMOND TRD	I	BLACK	18	1.85-2	4 PLY	-	-	3.40	25.30	-	-	71335	183.00	86267	16.95
385X20 CL	COKER DIAMOND TRD	I	BLACK	20	2.15	4 PLY	-	-	3.20	27.50	-	-	74770	233.00	86286	14.95
350-20	SIMPLEX*	J	BLACK	20	2.15	4 PLY	-	-	3.33	27.40	-	-	74740	181.00	86900	16.95
200-17	METZELER	L	3/8"	17	1.20	2 PLY	185@36PSI	-	2.00	21.90	68826	42.00	68825	36.00	86155	16.95
300-20	COKER FRONT RIBBED	M	BLACK	20	1.85	4 PLY	415@36PSI	-	2.75	26.37	-	-	822822	137.00	-	14.95
300-20	COKER REAR	N	BLACK	20	1.85	4 PLY	415@36PSI	-	2.75	26.37	-	-	822823	142.00	-	14.95
300-16**	GOODYEAR RIBBED	O	BLACK	16	1.85	4 PLY	390@32PSI	-	2.90	22.25	-	-	63225	47.00	85500	16.95
325-16**	GOODYEAR RIBBED	O	BLACK	16	2.15	4 PLY	400@32PSI	-	3.25	22.75	-	-	63280	47.00	85500	16.95
300-16**	GOODYEAR KNOBBY	P	BLACK	16	1.85	4 PLY	390@32PSI	-	2.90	22.25	-	-	63210	47.00	85500	16.95
325-16**	GOODYEAR KNOBBY	P	BLACK	16	2.15	4 PLY	400@32PSI	-	3.25	22.75	-	-	63275	47.00	85500	16.95
120-16	DEKA	Q	BLACK	16	2.15	4 PLY	836@32PSI	74P	4.49	25.90	-	-	63360	267.00	85610	16.95
350-19	DEKA	Q	BLACK	19	2.15	4 PLY	507@32PSI	57P	3.66	26.57	-	-	728930	186.00	86280	14.95
26-2.50	SIMPLEX	R	BLACK	21.5	1.63	-	-	-	2.50	26.50	-	-	74778	142.00	86900	16.95

*The rims for the 27X3.50 BE Simplex and the 26X3 BE Simplex are actually considered "CC RIMS", which are 10MM larger than regular 20 inch clincher rim and are ONLY used on European Clincher motorcycle rims. DO NOT use these tires for USA motorcycles. **New old stock.

RECYCLE TUBES

SCOOTER & MINI-BIKE

THE RIGHT LOOK!

Our extensive line of authentic tires for collector motorcycles goes all the way back to the early 1900's, with many sizes and styles of clincher tires. Coker Tire is one of the only sources for these rare tires, which are manufactured in authentic molds. Original brands, such as G&J are favorites for restorers, and our Coker brand tires offer many classic fitments.

MORE INFO

Looking for an odd size or discontinued style? We offer a variety of tires in various brands, such as Simplex, Goodyear, Deka and more. Please note that some tires are NOS (New Old Stock) products, and are not eligible for our Life of the Tread Warranty or Extended Tire Protection. New Old Stock tires are for museum or display use only.

- Many Popular Sizes In Authentic Tread Designs
- Made In America



SIZE	RIM DMTR	PH	DESCRIPTION	SIDEWALL	SECTION WIDTH	OVERALL DMTR	WW ITEM #	WW PRICE	BW ITEM #	BW PRICE	TUBE ITEM #	TUBE PRICE
10x350-4*	4	G	JUMBO JR.	BLACKWALL	2.75	10.18	-	-	50220	105.00	50223	16.95
14x6*	6	I	COKER TRIALS	BLACKWALL	3.82	14.10	-	-	71287	59.00	50225	16.95
600-6	6	F	CUSHMAN	BLACKWALL	6.10	17.00	-	-	50045	111.00	50225	16.95
475x775*	7.75	H	CUSHMAN NDT	BLACKWALL	4.37	16.75	-	-	92211	110.00	84500	16.95
475x775	7.75	B	CUSHMAN 100	BLACKWALL	4.37	16.75	-	-	50050	109.00	84500	16.95
475x775	7.75	A	COKER CLASSIC	1 3/4 DOUBLE WW	4.37	16.75	50150	131.00	-	-	84500	16.95
400-8	8	C	CUSHMAN	2 1/4 DOUBLE WW	4.00	16.80	50185	140.00	50180	121.00	84500	16.95
375-975	9.75	E	COKER CLASSIC	1 1/2 DOUBLE WW	3.75	17.37	50210	134.00	50200	121.00	85000	16.95
300-10*	10	J	COKER MOTOCROSS	BLACKWALL	3.00	16.26	-	-	71288	45.00	50227	16.95
300-12*	12	I	COKER	BLACKWALL	2.87	18.23	-	-	71289	47.00	51781	16.95
400-12	12	D	COKER CLASSIC	1 1/2 DOUBLE WW	3.75	20.00	50624	142.00	50625	128.00	85050	16.95

*Imported.

CUSHMAN SUPER EAGLE 100 TIRE & WHEEL ASSEMBLY



BLACKWALL
\$167.95 EACH

WHITEWALL
\$189.96 EACH

Cushman 475 x 775 + new painted steel rim + tube is included per tire & wheel. Shipped complete, mounted & ready to go!



TWO PIECE CUSHMAN RIM
ITEM# 92209
\$42.95 EACH

BICYCLE TIRES



VINTAGE B.F. GOODRICH

TIRE SIZE	ITEM #	BLACK PRICE	TUBE ITEM #	TUBE PRICE
A - 26 x 1.75*	77575	21.00	86875	11.95
Rim Strip			89210	1.50

GENERAL BRIGADIER WHITEWALL

TIRE SIZE	ITEM #	BLACK PRICE	TUBE ITEM #	PRICE
B - 20 x 2.125 (1 3/8" Whitewall)*	68820	14.00	85480	12.95

SCHWINN TYPHOON CORD

TIRE SIZE	ITEM #	BLACK PRICE	TUBE ITEM #	TUBE PRICE
C - 26 x 2.125*	77592	21.00	86876	11.95

*New old stock.



VINTAGE TRUCK TIRES

- Original Equipment Brand
- Correct Sidewall Engravings
- Available In NDT, NDCC and Knobby Tread Designs
- Made In America



FREE Mount & Balance
When you order Tires and Wheels Together



COMBO DEALS & EXTENDED TIRE PROTECTION SEE PAGE 82



TIRE SIZE	PHOTO	DESCRIPTION	RIM WIDTHS	MAX LOAD CAPACITY	LOAD RANGE	TREAD WIDTH	SECTION WIDTH	OVERALL DIAMETER	ITEM #	PRICE	TUBE ITEM #	TUBES
670-15	K	STA TRANSPORT	4.5-5	1530@45PSI	C	5.40	7.40	28.50	579991	142.00	85140	TBLS
700-15	K	STA TRANSPORT	5-5.5	1720@45PSI	C	-	7.90	29.60	59131	133.00	62241	TBLS
700-15	C	STA TRAXION	5-5.5	2040@60PSI	C	-	7.90	30.00	59132	138.00	62241	29.95
H78-15	C	STA TRAXION	5.5-7	1830@45PSI	C	-	8.50	29.20	62854	174.00	-	TBLS
L78-15	C	STA TRAXION	5.5-8	2400@65PSI	D	7.30	9.00	30.00	62962	173.00	-	TBLS
525-16	E	DEKA	4-4.25	902@30PSI	B	4.30	5.20	27.80	63970	288.00	85363	20.95
600-16	A	FSTN KNOBBY	4-4.5	1400@32PSI	B	4.60	6.30	27.90	643507	203.00	85640	20.95
650-16	A	FSTN KNOBBY	4.5-5	1580@32PSI	B	5.00	7.50	29.40	663510	209.00	85366	20.95
650-16	D	STA TRAXION	4.5-5	1610@45PSI	C	5.00	7.20	29.40	67640	144.00	85366	20.95
650-16	O	TORNEL HWY**	4.5-5	1610@45PSI	O	5.50	7.40	29.90	67639	141.00	85366	20.95
650-16	K	STA TRANSPORT	4.5-5	1610@45PSI	C	-	7.40	29.90	676391	152.00	85366	20.95
700-16	G	BFGOODRICH	4.5-5.5	1900@36PSI	C	5.40	7.40	30.60	67670	212.00	85366	20.95
700-16	H	FIRESTONE	4.5-5.5	1900@36PSI	C	5.40	7.60	30.40	676450	212.00	85366	20.95



WE DO SOLID RUBBER TRUCK TIRES!

New solid rubber tires for pre 1920 trucks can be vulcanized to your original rims by special order. The Firestone® brand in

various tread designs is available. Expect ten to twelve week turnaround for this service. For a quote and additional

details, call and speak to one of our Vintage Tire Specialists or email us at support@cokertire.com.

CK TRES



TIRE SIZE	PHOTO	DESCRIPTION	RIM WIDTHS	MAX LOAD CAPACITY	LOAD RANGE	TREAD WIDTH	SECTION WIDTH	OVERALL DIAMETER	ITEM #	PRICE	TUBE ITEM #	TUBES
700-16	N	TORNEL HIGHWAY**	4.5-5.5	1800@45PSI	C	5.40	7.60	30.40	71019	156.00	-	TBLS
750-16	K	STA TRANSPORT	5-6	2440@60PSI	D	-	8.70	32.00	68754	229.00	-	TBLS
750-16	K	STA TRANSPORT	5-6	2780@75PSI	D	-	8.70	32.00	68757	240.00	-	TBLS
750-16	C	STA TRAXION	5-6	2440@60PSI	D	-	8.70	32.00	71031	247.00	-	TBLS
750-16	H	FIRESTONE	5-6	1660@40PSI	D	4.90	7.40	31.00	682300	217.00	85372	20.95
900-16	J	STA SUPER LUG	5-6.5	3030@50PSI	D	8.70	10.40	36.30	71014	276.00	-	TBLS
800-16.5	K	STA TRANSPORT	6-6.5	2045@60PSI	D	6.30	8.10	28.90	609024	147.00	-	TBLS
875-16.5	K	STA TRANSPORT	6.5-6.75	2680@60PSI	D	7.00	8.80	29.40	609031	199.00	-	TBLS
875-16.5	C	STA TRAXION	6.5-6.75	2045@60PSI	D	-	8.80	29.40	609033	196.00	-	TBLS
950-16.5	M	STA TRANSPORT	6.5-6.75	2780@60PSI	D	-	9.50	31.10	609039	253.00	-	TBLS
950-16.5	C	STA TRAXION	6.5-6.75	2780@60PSI	D	-	9.50	31.10	609043	261.00	-	TBLS
10-16.5	K	STA TRANSPORT	8.25	2750@60PSI	D	-	10.20	30.70	609045	278.00	-	TBLS
10-16.5	E	STA TRAXION	8.25	2750@60PSI	D	-	10.20	30.70	609047	287.00	-	TBLS
12-16.5	K	STA TRANSPORT	9.75	3000@45PSI	D	-	11.90	32.80	775040	292.00	-	TBLS
12-16.5	C	STA TRAXION	9.75	3000@45PSI	D	-	11.90	32.80	775046	352.00	-	TBLS
600/650-17	M	DEKA	3.5-4	2040@75PSI	E	4.50	6.50	28.80	587101	345.00	86100	21.95
750-17	N	TORNEL HIGHWAY**	6-6.5	2800@75PSI	D	6.40	9.00	34.40	71016	187.00	86260	29.95
750-17	N	TORNEL HIGHWAY**	6-6.5	3170@90PSI	E	6.40	9.00	34.40	71013	219.00	-	TBLS
750-17	B	TORNEL TRACTION	6-6.5	3170@90PSI	E	6.00	8.80	34.20	71017	181.00	86260	29.95
750-17	K	STA TRANSPORT	6-6.5	2800@75PSI	D	8.50	34.50	34.50	710161	198.00	86260	29.95
8-17.5	K	STA TRANSPORT	5.25	2455@65PSI	D	5.80	8.00	30.80	609027	210.00	-	TBLS
8-17.5	C	STA TRAXION	5.25	2455@60PSI	D	-	8.00	31.40	710171	309.00	-	TBLS
600/650-18	M	DEKA	3.5-4	2040@75PSI	E	4.50	6.20	31.20	587099	345.00	86100	21.95
700-18	K	STA TRANSPORT	6-6.5	2350@65PSI	D	5.30	7.30	33.00	72816	199.00	86100	21.95
750-18	C	STA TRAXION	6-6.5	2910@75PSI	D	-	9.00	35.00	72824	266.00	86260	29.95
750-18	M	DEKA**	6-6.5	2540@65PSI	D	8.50	8.70	34.60	587102	355.00	86260	29.95
600-20*	F	BF GOODRICH	5	1350@36PSI	C	4.70	6.00	32.40	75550	217.00	86600	36.95
600-20*	H	FIRESTONE	5	1400@50PSI	C	4.90	6.30	32.60	755200	217.00	86600	36.95
600-20	I	FSTN TRUCK	5	1850@60PSI	C	4.75	7.00	33.50	761399	194.00	86600	36.95
650-20	I	FSTN TRUCK	5	2120@60PSI	C	5.20	7.80	34.60	761400	225.00	86600	36.95
650-20*	H	FIRESTONE	5	2120@60PSI	C	5.20	7.80	34.60	761500	218.00	86600	36.95
700-20	I	FSTN TRUCK	5	3100@90PSI	E	5.25	7.50	35.50	761401	258.00	86600	36.95
700-20*	G	BFGOODRICH	5-5.5	1700@36PSI	C	4.90	6.90	35.00	77240	263.00	86600	36.95
750-20	K	STA TRANSPORT	5-5.5	3530@90PSI	E	6.80	8.90	37.40	77503	335.00	86600	36.95
900-22	O	AMERICAN CLASSIC	6.5-7	4925@80PSI	E	6.80	11.00	42.75	775050	418.00	86775	29.95
1000-22	N	STA TRANSPORT	7.5-8	5780@85PSI	F	-	10.39	43.20	775055	439.00	87045	43.95
36x6(700x24)	L	BFGOODRICH	5-6	2400@65PSI	E	5.00	7.50	40.20	81775	663.00	87501	56.95
38x7(750x24)	L	BFGOODRICH	5.5-7	2550@85PSI	E	6.00	7.50	40.60	81800	703.00	87501	56.95
40x8 (900x24)	L	BFGOODRICH	5.5-7	3660@65PSI	E	7.20	8.20	42.50	82105	962.00	87701	40.95
40x8 (900x24)	L	BFGOODRICH	5.5-7	4850@105PSI	H - 16 Ply	7.20	8.20	42.50	82104	1222.00	87701	40.95

*Available in whitewall or black. 38x7 same as (750x24), 40x8 same as (900x24). Call for sizes not listed (minimum quantity may be required). All split rims require flaps. These tires are designed for vehicles manufactured prior to 1976. See page 81 for details. Dimensions are based on non-scientific measurements of inflated tires. A small round recessed area is available for you to color if you want the tire to appear as on many original tires. **Imported.

MILITARY TIRES



- Correct Sidewall Engravings
- Available In NDT, NDCC and Knobby Tread Designs
- Made In America

1951 M38 Willys
Tires: Firestone 750-16



FREE Mount & Balance
When you order Tires and Wheels Together



COMBO DEALS & EXTENDED TIRE PROTECTION > SEE PAGE 82



TIRE SIZE	DESCRIPTION	PHOTO	RIM WIDTHS	PLY RATING	MAX LOAD CAPACITY	LOAD RANGE	TREAD WIDTH	SECTION WIDTH	OVERALL DIAMETER	ITEM #	PRICE	TUBE ITEM #	TUBE PRICE
750-10*	MILITARY MULE	S	3	4 PLY NYLON	1040@30PSI	B	5.8	6.8	24.25	517800	134.00	-	TBLS
700-15	FIRESTONE NDCC	FB	5-5.5	6 PLY NYLON	1720@50PSI	C	5.7	7.8	29.50	587117	142.00	62241	29.95
600-16	FIRSTONE NDT	FA	4-4.5	6 PLY NYLON	1430@45PSI	C	5.3	6.7	28.30	543522	144.00	85640	20.95
600-16	FIRESTONE KNOBBY	C	4-4.5	6 PLY NYLON	1400@32PSI	B	4.6	6.3	27.90	643507	203.00	85640	20.95
650-16	FIRESTONE KNOBBY	C	4.5-5	4 PLY NYLON	1580@32PSI	C	5.1	7.0	29.10	663510	209.00	85366	20.95
650-16	STA NDT	A	4-5.5	6 PLY NYLON	1610@50PSI	B	5.0	7.2	29.50	67643	137.00	85366	20.95
700-16	FIRESTONE NDCC	FB	4.5-5.5	6 PLY NYLON	1800@45PSI	C	5.8	7.9	30.50	676467	172.00	85366	20.95
700-16	FIRESTONE NDT	FA	4.5-5.5	6 PLY NYLON	1800@45PSI	C	5.8	7.9	30.50	676469	155.00	85366	20.95
750-16	FIRESTONE NDT	FA	5-6	8 PLY NYLON	2400@60PSI	D	6.2	7.6	31.60	682312	171.00	85372	20.95
900-16	FIRESTONE NDT	FA	5-6.5	8 PLY NYLON	3330@60PSI	D	7.9	10.1	35.20	71025	321.00	71026	41.95
1050-16	DIRECTIONAL	R	6.5-7	8 PLY NYLON	3030@50PSI	D	8.8	10.5	38.2	71027	352.00	-	TBLS
1100-18*	DUKW (DUCK)	B	7.5-8	12 PLY NYLON	4950@80PSI	F	8.45	11.70	40.70	775042	420.00	86775	29.95
750-20	FIRESTONE NDT	FA	4-4.5	8 PLY NYLON	3140@75PSI	E	6.8	9.3	36.9	77504	298.00	86600	36.95
825-20	STA NDT	A	6.5-7	12 PLY NYLON	4500@100PSI	F	7.00	9.50	39.50	98724	388.00	86744	29.95
900-20	STA NDT	A	6.5-7	12 PLY NYLON	5150@95PSI	F	8.50	10.60	40.70	775030	423.00	86755	38.95
900-20	STA NDCC	B	6.5-7	8 PLY NYLON	4000@65PSI	D	8.00	9.80	41.20	775025	338.00	86755	38.95
1100-20	STA NDCC	B	8-8.5	12 PLY NYLON	5920@85PSI	F	9.00	11.80	42.80	775051	477.00	86840	44.95
1100-20	STA NDT	A	8-8.6	14 PLY NYLON	5920@85PSI	G	-	11.90	43.00	98727	823.00	86840	44.95
1200-20	STA NDT	A	8.5-9	14 PLY NYLON	7000@90PSI	G	-	12.50	44.80	98731	853.00	86840	44.95
1400-20	STA NDCC	B	10	20 PLY NYLON	9960@95PSI	L	-	15.00	49.50	98733	992.00	86840	44.95

*Imported. Call for sizes not listed (minimum quantity may be required). All split rims require flaps. These tires are designed for vehicles manufactured prior to 1976. See page 81 for details. Dimensions are based on non-scientific measurements of inflated tires. A small round recessed area is available for you to color if you want the tire to appear as on many original tires.

EXCLUSIVE SELLER!



MAXXIS™

• Add Classic Style To Your Cruiser With Maxxis Whitewall Tires

TIRE SIZE	WW WIDTH	RECOMMENDED RIM WIDTHS	CONSTRUCTION	LOAD / SPEED INDEX	MAX LOAD CAPACITY	TREAD WIDTH	SECTION WIDTH	OVERALL DIAMETER	ITEM #	PRICE
P155/80R13	.6	4.00-5.50	POLY/STEEL	79S	959@35 psi	5.00	6.20	22.8	700400	98.00
P165/80R13	.6	4.50-6.00	POLY/STEEL	83S	1069@35 psi	5.20	6.70	23.4	700401	101.00
P175/80R13	.6	4.50-6.00	POLY/STEEL	86S	1179@35 psi	5.30	7.00	24.0	700402	105.00
P185/80R13	.6	4.50-6.00	POLY/STEEL	90S	1323@35 psi	5.40	7.40	24.7	700403	153.00
P185/75R14	.8	4.50-6.50	POLY/STEEL	89S	1290@35 psi	5.30	7.30	25.0	700404	98.00
P195/75R14	.8	5.00-7.00	POLY/STEEL	92S	1400@35 psi	5.50	7.90	25.7	700405	90.00
P205/70R14	.8	5.50-7.50	POLY/STEEL	93S	1433@35 psi	5.90	8.30	25.4	700406	114.00
P205/75R14	.8	5.00-7.50	POLY/STEEL	95S	1532@35 psi	5.80	8.10	26.3	700407	98.00
P215/70R14	.8	5.50-7.00	POLY/STEEL	96S	1554@35 psi	6.10	8.50	26.0	700408	101.00
P205/70R15	.8	5.50-7.50	POLY/STEEL	95S	1499@35 psi	5.90	8.30	26.4	700409	114.00
P205/75R15	.8	5.00-7.50	POLY/STEEL	97S	1598@35 psi	5.80	8.10	27.3	700410	114.00
P215/70R15	.8	5.50-7.50	POLY/STEEL	98S	1653@35 psi	6.10	8.60	27.0	700411	120.00
P215/75R15	.8	5.50-7.50	POLY/STEEL	100S	1742@35 psi	6.10	8.70	27.8	700412	120.00
P225/70R15	.8	6.00-8.00	POLY/STEEL	100S	1753@35 psi	6.40	9.20	27.6	700413	131.00
P225/75R15	.8	6.00-8.00	POLY/STEEL	102S	1874@35 psi	6.30	8.90	28.4	700414	116.00
P235/75R15	.8	6.00-8.50	POLY/STEEL	105S	2028@35 psi	6.50	9.40	29.0	700415	131.00

UTQG RATING of 540 BB. Tubeless Tires, U.S. DOT and European ECE Approved. Whitewall Widths can vary depending on rim coverage. Dimensions are based on non-scientific measurements of inflated tires. Dimensions can vary based on rim size and inflation. Tubeless tires.

GERMAN STYLE TIRES

- H and S Speed Rated - DOT and ECE marked
- German style tread design for 60's and 70's Mercedes



TIRE SIZE	PH	SIDE-WALL	RIM WIDTHS	CONSTRUCTION	LOAD/SPEED INDEX	MAX LOAD CAPACITY	TREAD WIDTH	SECTION WIDTH	OVERALL DMTR	WW ITEM #	WW PRICE	BW ITEM #	BW PRICE	TUBES
185R14	A	3/4	5.5	POLY/STEEL	90H	1323@35 PSI	5.50	7.25	25.00	629708	296.00	-	-	TBLS
820R15	B	3	6	POLY/STEEL	101H	1815@36PSI	8.53	8.69	29.97	629772	381.00	629773	339.00	TBLS
205R15	B	2 1/2	5.5-6	POLY/STEEL	97S	1609@34PSI	8.09	8.26	28.17	629770	297.00	629771	255.00	TBLS

MODEL A TIRES

- Authentic tread design - Affordable replacement option - 19" & 21"

TIRE SIZE	RIM WIDTHS	CONST.	MAX LOAD CAPACITY	TREAD WIDTH	SECTION WIDTH	DMTR	ITEM #	PRICE	TUBE ITEM #	TUBES
475/500-19	2.5-3	4 Ply Nylon	895@32PSI	4.0	4.5	30.0	73320	112.00	86400	19.95
450/475-21	2.5-3	4 Ply Nylon	895@32PSI	3.5	4.0	31.0	78705	112.00	87000	18.95



MATCH WITH OUR ADJUSTABLE SPOKE MODEL A WHEELS!
PG. 70

CAMAC TIRE

TIRE SIZE	RECOMMENDED RIM WIDTHS	CONSTRUCTION	LOAD / SPEED INDEX	MAX LOAD CAPACITY	TREAD WIDTH	SECTION WIDTH	OVERALL DIAMETER	ITEM #	PRICE	TUBES
145R10	3-4	POLY/STEEL	68S	694@30PSI	4.50	5.12	19.30	50279	72.00	TBLS



VINTAGE AIRPLANE TIRES

- Display purpose only **HARTFORD**
- All smooth tread design
- Limited—Order while they last

TIRE SIZE	ITEM #	PRICE	TUBE #	PRICE
30 x 5	74725	423.00	87000	18.95
26 x 4 (clincher)	71290	296.00	86271	16.95



DIAMOND SMOOTH TREAD

- Original for Henry Ford's 1901 Sweepstakes car

TIRE SIZE	DESC	CONST.	ITEM #	PRICE	TUBE #	PRICE	FLAPS
36 x 4 CL	WHITE	4 PLY NYLON	84254	737.00	874251	57.95	24.95
36 x 4 CL	BLACK	4 PLY NYLON	84252	534.00	874251	57.95	24.95



SNOW BIRD PADDLE TIRE

- 28x4.75-19 Tube-Type
- Bears the original brand name "ARPS Corporation" and the words "New Holstein, WI, USA"
- Heavy duty 6 ply

ITEM# 79258
\$300.00
EACH



EUROPEAN CARS

- 150x40 Durandal (NOS)
- Perfect For Early to Late 30's French Cars such as Citroens, Peugeots & Renaults (Rim Diameter -40cm)
- This DOES NOT fit a 16" Rim

ITEM# 63175
\$118.00
EACH



GOLF CART TIRE

- 18x8.50-8 Coker Classic Wide WW
- 21/2" Whitewall - Standard fairway turf tread design - Tubeless
- Adds a touch of class

ITEM# 50188
\$99.00
EACH



SPEAK TO AN EXPERT **800-959-1900**

SPECIALTY WHEEL

All Steel, All American



100%
OF SPECIALTY
WHEELS ARE
MADE IN
AMERICA



CHEVY RALLYE

- 1967-82 Chevrolets. Original equipment for many Chevrolets including Corvette, Camaro, & Chevelle
- Finish: Powder coated Silver or Chrome
- O.E. GM hubcaps, trim rings applicable
- Single bolt pattern 5 x 4-1/2 & 5 x 4-3/4
- Accessories sold separately

CHROME

ITEM ID	SIZE	BOLT PATTERN	BACKSPACE	PRICE
CR145	14x5	5x4-3/4	3 1/2	135.00
CR146	14x6	5x4-3/4	3 3/4	135.00
CR147	14x7	5x4-3/4	4	138.00
CR148	14x8	5x4-3/4	4	173.00
CR154	15x4	5x4-3/4	2 1/2	158.00
CR155	15x5	5x4-3/4	3	139.00
CVTC156	15x6	5x4-3/4	3 1/2	139.00
CR156	15x6	5x4-3/4	4	139.00
CR157	15x7	5x4-3/4	4 1/4	144.00
CVTC158	15x8	5x4-3/4	4	146.00
CR158	15x8	5x4-3/4	4 1/2	146.00
CR1510	15x10	5x4-3/4	5	167.00
CRCR166SM400	16x6	5x4-1/2,5x4-3/4	4	143.00
CRCR167SM400	16x7	5x4-1/2,5x4-3/4	4	154.00
CRCR168SM400	16x8	5x4-1/2,5x4-3/4	4	164.00
CRCR168SM412	16x8	5x4-1/2,5x4-3/4	4 1/2	164.00
CRCR1610SM500	16x10	5x4-1/2,5x4-3/4	5	209.00
CRCR177SM412	17x7	5x4-1/2,5x4-3/4	4 1/2	311.00
CRCR178SM412	17x8	5x4-1/2,5x4-3/4	4 1/2	338.00
CRCR179SM500	17x9	5x4-1/2,5x4-3/4	5	363.00
CRCR187SM414	18x7	5x4-1/2,5x4-3/4	4 1/4	407.00
CRCR188SM412	18x8	5x4-1/2,5x4-3/4	4 1/2	407.00

SILVER

ITEM ID	SIZE	BOLT PATTERN	BACKSPACE	PRICE
CRP145	14x5	5x4 3/4	3 1/2	94.00
CRP146	14x6	5x4 3/4	4	90.00
CRP147	14x7	5x4 3/4	4 1/4	91.00
CRP148	14x8	5x4 3/4	4	95.00
CRP154	15x4	5x4 3/4	2 1/2	228.00
CRP155	15x5	5x4 3/4	3	95.00
CVT156	15x6	5x4 3/4	3 1/2	95.00
CRP156	15x6	5x4 3/4	4	95.00
CRPS157SG334	15x7	5x4 3/4	3 3/4	96.00
CRP157	15x7	5x4 3/4	4 1/4	96.00
CVT158	15x8	5x4 3/4	4	97.00
CRP158	15x8	5x4 3/4	4 1/2	100.00
CRP1510	15x10	5x4 3/4	5	131.00
CRPS166SM400	16x6	5x4 1/2,5x4 3/4	4	102.00
CRPS167SM400	16x7	5x4 1/2,5x4 3/4	4	117.00
CRPS168SM412	16x8	5x4 1/2,5x4 3/4	4 1/2	128.00
CRPS168SM500	16x8	5x4 1/2,5x4 3/4	5	128.00
CRPS1610SM500	16x10	5x4 1/2,5x4 3/4	5	174.00
CRPS177SM412	17x7	5x4 1/2,5x4 3/4	4 1/2	212.00
CRPS178SM412	17x8	5x4 1/2,5x4 3/4	4 1/2	245.00
CRPS179SM500	17x9	5x4 1/2,5x4 3/4	5	257.00
CRPS187SM414	18x7	5x4 1/2,5x4 3/4	4 1/4	305.00
CRPS188SM412	18x8	5x4 1/2,5x4 3/4	4 1/2	305.00



ACCESSORIES

CHEVY RALLYE & PICKUP RALLYE

Standard 7-inch Diameter Caps



#1008 / \$18
Baby Moon



#1026 / \$47
Bullet Cap short
3 1/2"



#1039 / \$47
'49 Chevy Cap



#1013 / \$23
Derby w/o Script
plastic



#1012 / \$46
Derby Cap



#1016 / \$32.50
Short Derby Cap



#2030 / \$42
47-53 Chevy



#2032 / \$43
41-47 Chevy Cap



#1012A / \$47
Derby Cap w/
"Chevrolet Motor
Division" script
& Bowtie



#1020C / \$36
Knockoff
Cap - Straight



#1000C / \$35
Chevy Police Cap
w/bowtie



#1015 / \$36
Disc Brake Cap
w/"Chevrolet Motor
Division" & "Disc
Brake" script



Knockoff Cap Plain

#1018CL / \$42
Swept Left,
Driver Side

#1018CR / \$42
Swept Right,
Passenger Side
(Pictured)



Trim Rings

#3000-15 / \$29
15x4/5

#3001-A / \$33
15x7

#3001-14 / \$36
14x7

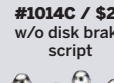
#3002 / \$32
15x8/10



Knockoff Cap Fluted

#1019L / \$42
Swept Left,
Driver Side

#1019R / \$42
Swept Right,
Passenger Side
(pictured)



#5006 /
\$1.69 ea.
Rubber Valve
Stem
w/Chrome
Sleeve

WHEELS

PICKUP RALLYE

- Finish: Powder coated Silver or Chrome
- 5 x 5, 5 x 5-1/2, 6 x 5-1/2 bolt pattern
- Accessories sold separately • Center hole 3.0"



CHROME

ITEM ID	SIZE	BOLT PATTERN	BACKSPACE	PRICE
PUCR1566L334	15x6	6x5 1/2	3 3/4	113.00
PUCR156LG334	15x6	5x5	3 3/4	120.00
PUCR1576L400	15x7	6x5 1/2	4	114.00
PUCR157LG400	15x7	5x5	4	125.00
PUCR1586L400	15x8	6x5 1/2	4	116.00
PUCR158LG400	15x8	5x5	4	129.00
PUCR158LG412	15x8	5x5	4 1/2	129.00
PUCR158LG500	15x8	5x5	5	129.00
PUCR15106L412	15x10	6x5 1/2	4 1/2	133.00
PUCR15106L500	15x10	6x5 1/2	5	133.00
PUCR1510LG412	15x10	5x5	4 1/2	160.00
PUCR1510LG414	15x10	5x5	4 1/4	160.00
PUCR1510LG500	15x10	5x5	5	160.00
PUCR15126L412	15x12	6x5 1/2	4 1/2	228.00
PUCR15146L412	15x14	6x5 1/2	4 1/2	261.00
PUCR1666L400	16x6	6x5 1/2	4	143.00
PUCR166LG400	16x6	5x5	4	143.00
PUCR1676L400	16x7	6x5 1/2	4	154.00
PUCR167LG400	16x7	5x5	4	154.00
PUCR1686L400	16x8	6x5 1/2	4	164.00
PUCR168LG400	16x8	5x5	4	164.00
PUCR168LG412	16x8	5x5	4 1/2	164.00
PUCR16106L500	16x10	6x5 1/2	5	209.00
PUCR1610LG500	16x10	5x5	5	209.00
PUCR1776L412	17x7	6x5 1/2	4 1/2	311.00
PUCR177LG412	17x7	5x5	4 1/2	311.00
PUCR1786L412	17x8	6x5 1/2	4 1/2	338.00
PUCR178LG412	17x8	5x5	4 1/2	338.00
PUCR179LG500	17x9	5x5	5	363.00
PUCR1876L414	18x7	6x5 1/2	4 1/4	407.00
PUCR187LG414	18x7	5x5	4 1/4	407.00
PUCR1886L412	18x8	6x5 1/2	4 1/2	407.00
PUCR1886L512	18x8	6x5 1/2	5 1/2	435.00
PUCR188LG412	18x8	5x5	4 1/2	407.00

SILVER

ITEM ID	SIZE	BOLT PATTERN	BACKSPACE	PRICE
PUPS1566L334	15x6	6x5 1/2	3 3/4	86.00
PUPS156LG334	15x6	5x5	3 3/4	86.00
PUPS1576L400	15x7	6x5 1/2	4	87.00
PUPS157LG400	15x7	5x5	4	87.00
PUPS1586L400	15x8	6x5 1/2	4	88.00
PUPS158LG400	15x8	5x5	4	88.00
PUPS158LG500	15x8	5x5	5	88.00
PUPS15106L412	15x10	6x5 1/2	4 1/2	109.00
PUPS15106L500	15x10	6x5 1/2	5	109.00
PUPS1510LG412	15x10	5x5	4 1/2	109.00
PUPS1510LG500	15x10	5x5	5	109.00
PUPS15126L412	15x12	6x5 1/2	4 1/2	177.00
PUPS15146L412	15x14	6x5 1/2	4 1/2	177.00
PUPS1514LG412	15x14	5x5	4 1/2	177.00
PUPS1666L400	16x5	6x5 1/2	5	102.00
PUPS166LG400	16x6	5x5	4	102.00
PUPS1676L400	16x7	6x5 1/2	4	117.00
PUPS167LG400	16x7	5x5	4	117.00
PUPS1686L400	16x8	6x5 1/2	4	128.00
PUPS168LG400	16x8	5x5	4	128.00
PUPS168LG412	16x8	5x5	4 1/2	128.00
PUPS16106L500	16x10	6x5 1/2	5	174.00
PUPS1610LG500	16x10	5x5	5	174.00
PUPS1776L412	17x7	6x5 1/2	4 1/2	212.00
PUPS177LG412	17x7	5x5	4 1/2	212.00
PUPS1786L412	17x8	6x5 1/2	4 1/2	245.00
PUPS178LG412	17x8	5x5	4 1/2	245.00
PUPS1796L500	17x9	6x5 1/2	5	257.00
PUPS179LG500	17x9	5x5	5	257.00
PUPS1876L414	18x7	6x5 1/2	4 1/4	305.00
PUPS187LG414	18x7	5x5	4 1/4	305.00
PUPS1886L412	18x8	6x5 1/2	4 1/2	305.00
PUPS1886L512	18x8	6x5 1/2	5 1/2	331.00
PUPS188LG412	18x8	5	4 1/2	305.00

O.E. STYLE PICKUP RALLYE '71-'87

O.E. STYLE PICKUP RALLYE '71-'87



#5006 / \$1.69 ea.
Rubber Valve Stem w/Chrome Sleeve



#C1302B / \$1.09
7/16" Open-end Lug Nut



#5007 / \$1.65
7/16" Acorn Bulge Lug Nut



#3002 / \$32
Trim Rings 15x8/10

- Available Bolt Patterns: 5 x 5 & 6 x 5-1/2
- Powder Coated Silver
- Accepts OE Style Bolt-On Cap



ITEM ID	SIZE	BOLT PATTERN	BACKSPACE	PRICE
OPPS158LG400	15x8	5x5	4	164.00
OPPS1586L400	15x8	6x5 1/2	4	164.00
OPPS158LG400	15x8	6x5 1/2	4	164.00
OPPS1510LG500	15x10	5x5	5	176.00
OPPS1510LG412	15x10	5x5	4 1/2	176.00
OPPS15106L414	15x10	6x5 1/2	4 1/4	193.00

SPEAK TO AN EXPERT **800-959-1900**



1968 Chevrolet Chevelle
Wheels: Specialty Wheel Chevelle SS 14x7

CHEVELLE SS



- Powder Coated Wheel with Hand Painted Accents
- 5 x 4-3/4 Bolt Pattern
- Accessories sold separately

1969-70 CHEVROLET



ITEMID	SIZE	BACKSPACE	PRICE
CSS147	14x7	4 3/8	176.00
CSS148	14x8	4 1/2	176.00
CSS156	15x6	4	175.00
CSS157	15x7	4 3/8	182.00
CSS158	15x8	4 1/2	187.00
CSS1510	15x10	5	230.00

ACCESSORIES



#CSSCC / \$39
SS Cap w/ Retainer



#5006 / \$1.69 ea.
Rubber Valve Stem
w/Chrome Sleeve



#3003-P / \$48
15x7 Trim Ring

#3001-14 / \$36
14x7 Trim Ring



#5007 / \$1.65 ea.
7/16" Acorn Bulge
Lug Nut

O.E. STYLE CORVETTE



- Powder Coated Satin Black
- 5 x 4-3/4 Bolt Pattern
- * Dimpled outer rim accepts 50's & 60's style Chevy full cover caps!
- Center cap sold separately
- Will not work with disc brakes

1953-62 CORVETTE



ITEMID	SIZE	BACKSPACE	PRICE
OEVT155SG312	15x5	3 1/2	120.00

ACCESSORIES

Standard
Outside-
Knob Caps
10 1/8" Back
Diameter



#C1302B / \$1.09 ea.
7/16" Open-end
Lug Nut



#1041 / \$42
O.E. Chevy Cap



#5004 / \$1.50 ea.
\$6.79 set of 4
Chrome
Valve Stem

O.E. STYLE TRI FIVE



- Powder coated satin black
- 5 x 4-3/4 Bolt Pattern
- Clears standard disc brake systems
- Dimpled outer accepts 50's & 60's Chevy stock full cover caps

1955-57 CHEVROLET



ITEMID	SIZE	BACKSPACE	PRICE
OETF145SG234	14x5	2.750	141.00
OETF146SG312	14x6	3.500	141.00
OETF147SG334	14x7	3.750	141.00
OETF155SG234	15x5	2.750	141.00
OETF156SG358	15x6	3.625	141.00
OETF157SG334	15x7	3.750	144.00

ACCESSORIES

Standard
Outside-
Knob Caps
10 1/8" Back
Diameter



#C1302B / \$1.09 ea.
7/16" Open-end
Lug Nut



#1041 / \$42
O.E. Chevy Cap



#5004 / \$1.50 ea.
\$6.79 set of 4
Chrome
Valve Stem

BUICK RALLYE



- Chrome with painted lug wells
- 5 x 4-3/4 Bolt Pattern

- Accessories sold separately
- Does not fit 5 x 5 Riviera or Wildcat

1969-79 BUICK

ITEMID	SIZE	BACKSPACE	PRICE
BR146	14x6	3.5	233.00
BR147	14x7	4.0	233.00
BR148	14x8	4.5	233.00
BR156	15x6	3.5	233.00
BR157	15x7	4.0	233.00
BR158	15x8	4.5	233.00
BR1510	15x10	5.0	342.00

ACCESSORIES



#5007 - 7/16"
\$1.65 ea.
Acorn Bulge
Lug Nuts



#529C / \$1.69 ea.
Shorty Rubber
Valve Stem
w/Chrome Sleeve



#5004 / \$1.50 ea.
\$6.79 set of 4
Chrome
Valve Stem



#BRCC / \$42
Buick
Tri-Shield Cap

OLDSMOBILE SSI RALLYE



- Chrome with painted lug wells
- Excellent full-chrome alternative to the Chevelle SS wheel
- 5 x 4-3/4 Bolt Pattern
- Accessories sold separately

1966-74 OLDSMOBILE



ITEMID	SIZE	BACKSPACE	PRICE
SSI146	14x6	4.000	179.00
SSI147	14x7	4.375	179.00
SSI148	14x8	4.500	183.00
SSI156	15x6	4.000	179.00
SSI157	15x7	4.375	183.00
SSI158	15x8	4.500	186.00
SSI1510	15x10	5.000	268.00

ACCESSORIES



#529C / \$1.69 ea.
Shorty Rubber
Valve Stem
w/Chrome Sleeve



#CSSC / \$39
SS Cap
w/retainer



#5007 - 7/16"
\$1.65 ea.
Acorn Bulge
Lug Nuts



#5004 / \$1.50 ea.
\$6.79 set of 4
Chrome
Valve Stem



#SSI1CCR / \$39
Olds SSI Cap

PONTIAC RALLYE I



- Finish: Powder Coated Silver or Chrome
- 5 x 4-3/4 Bolt Pattern

1965-70 PONTIAC



SILVER

ITEMID	SIZE	BS	PRICE
PRI146	14x6	4.00	123.00
PRI147	14x7	4.25	123.00
PRI156	15x6	4.25	129.00
PRI157	15x7	4.25	133.00
PRI158	15x8	5.00	136.00
PRI1510	15x10	5.00	200.00

CHROME

ITEMID	SIZE	BS	PRICE
PRIC146	14x6	4.00	178.00
PRIC147	14x7	4.25	176.00
PRIC156	15x6	4.25	185.00
PRIC157	15x7	4.25	185.00
PRIC158	15x8	5.00	185.00
PRIC1510	15x10	5.00	211.00

ACCESSORIES



#50091 / \$3.25 ea.
Rallye I Lugnut



Trim Rings
#3010 / \$29
14x7
#3001-15 / \$33
15x7



#PRICCBK / \$70
Rallye I Cap
Painted



#5006 / \$1.69 ea.
Rubber Valve Stem
w/Chrome Sleeve



#PRICCP / \$70
Rallye I Cap
Polished

PONTIAC RALLYE II



- Finish: Chrome w/ painted accents or powder coated w/ painted accents
- 5 x 4-3/4 Bolt Pattern

1967-75 PONTIAC



ITEM ID	SIZE	FINISH	BACKSPACE	PRICE
PR157	15x7	Silver	4.00	176.00
PR158	15x8	Silver	4.50	182.00
PR1510	15x10	Silver	5.00	218.00
PRC157	15x7	Chrome	4.00	179.00
PRC158	15x8	Chrome	4.50	185.00
PRC1510	15x10	Chrome	5.00	221.00

ACCESSORIES



#PRCCRD / \$45
Late 1970-72 Black
on Red Background



#PRCCBK / \$45
1967-early 1970
Red on Black
Background



#3001-15 / \$33
Trim Rings
15x7



#5006 / \$1.69 ea.
Rubber Valve Stem
w/Chrome Sleeve



#5030 / \$4.69 ea.
1968-1970 Rallye II
Lugnuts w/Black
Insert



#5017 / \$4.69 ea.
1967 Rallye II
Lugnuts with
Red Insert

MOPAR RALLYE

1969-74 MOPAR

- Finish: All chrome or powder coated silver
- Available Bolt Patterns:
Large 5 x 4-1/2 & Small 5 x 4



SILVER

ITEM ID	SIZE	BP	BS	PRICE
MRYS146	14x6	5x4.5	4.000	118.00
MRYS147	14x7	5x4.5	4.250	118.00
MRYS148	14x8	5x4.5	4.500	118.00
MRYS156	15x6	5x4.5	4.000	118.00
MRYS157	15x7	5x4.5	4.250	118.00
MRYS158	15x8	5x4.5	4.500	121.00
MRYS1510	15x10	5x4.5	5.000	229.00
MRYS146	14x6	5x4	4.000	118.00
MRYS147	14x7	5x4	4.250	118.00
MRYS148	14x8	5x4	4.630	121.00
MRYS156	15x6	5x4	4.000	121.00
MRYS157	15x7	5x4	4.250	129.00
MRYS158	15x8	5x4	4.625	133.00

CHROME

ITEM ID	SIZE	BP	BS	PRICE
MRYS146	14x6	5x4.5	4.000	156.00
MRYS147	14x7	5x4.5	4.250	156.00
MRYS148	14x8	5x4.5	4.500	160.00
MRYS156	15x6	5x4.5	4.000	160.00
MRYS157	15x7	5x4.5	4.250	167.00
MRYS158	15x8	5x4.5	4.500	171.00
MRYS1510	15x10	5x4.5	5.000	232.00
MRYS146	14x6	5x4	4.000	156.00
MRYS147	14x7	5x4	4.250	156.00
MRYS148	14x8	5x4	4.625	160.00
MRYS156	15x6	5x4	4.000	160.00
MRYS157	15x7	5x4	4.250	167.00
MRYS158	15x8	5x4	4.630	171.00

ACCESSORIES



- Trim Rings
#3010 / \$29
 14x7
#3001-15 / \$33
 15x7
#3003-B / \$50
 15x8/10
 Brushed
#3003-P / \$48
 15x8/10
 Polished



- Mopar Lug Nuts
\$2.79 ea
 Left-Hand
#5014L - 1/2"
#5015L - 7/16"
 Right-Hand
#5014R - 1/2"
#5015R - 7/16"



- #5006 / \$1.69 ea.**
 Rubber Valve Stem
 w/Chrome Sleeve
- #529C / \$1.69 ea.**
 Shorty Rubber
 Valve Stem
 w/Chrome Sleeve



- Dark Gray
 Rallye Cap
#MRYYCD
 5x4-1/2
\$39
#MRYSCCD
 5x4
\$39



- Light Gray
 Rallye Cap
#MRYYCL
 5x4-1/2
\$39
#MRYSCL
 5x4
\$39

MOPAR STANDARD

- Powder Coated Satin Black
- O. E. lugnuts applicable
- Available Bolt Patterns:
Large 5 x 4-1/2 & Small 5 x 4



ITEM ID	SIZE	BP	BS	PRICE
MPRST154P	15x4	5x4.5	2.50	228.00
MPRST156P	15x6	5x4.5	3.75	121.00
MPRST157P	15x7	5x4.5	4.50	121.00
MPRST158P	15x8	5x4.5	4.50	121.00
MPRST1510P	15x10	5x4.5	5.50	182.00
MPRST154P	15x4	5x4	2.50	228.00
MPRST156P	15x6	5x4	3.75	121.00
MPRST157P	15x7	5x4	4.50	121.00
MPRST158P	15x8	5x4	4.50	121.00
MPRST1510P	15x10	5x4	5.50	182.00

ACCESSORIES

Standard
 Outside-
 Knob Caps
 8 3/4" Back
 Diameter



- Trim Rings
#3000-14
\$29
 15x4
#3001-15 / \$33
 15x7



- #1011A**
\$20
 O.E. Baby
 Moon Cap



- Mopar Lug Nuts
\$2.79 ea
 Left-Hand
#5014L - 1/2"
#5015L - 7/16"
 Right-Hand
#5014R - 1/2"
#5015R - 7/16"



- #5006 / \$1.69 ea.**
 Rubber Valve Stem
 w/Chrome Sleeve



- #2050**
\$30
 O.E. Mopar
 Cap

CHRYSLER POLICE

- 5 x 4-1/2 Bolt Pattern
- Powder coated black



ITEM ID	SIZE	BACKSPACE	PRICE
POPBI54SF212	15x4	2.50	228.00
POPBI56SF334	15x6	3.75	121.00
POPBI57SF400	15x7	4.00	121.00
POPBI58SF400	15x8	4.00	121.00
POPBI58SF412	15x8	4.50	121.00
POPBI510SF512	15x10	4.50	182.00

ACCESSORIES

Standard
 Outside-
 Knob Caps
 8 3/4" Back
 Diameter



- Trim Rings
#3000-14
\$29
 15x4
#3001-15 / \$33
 15x7



- #1011A**
\$20
 O.E. Baby
 Moon Cap



- Mopar Lug Nuts
\$2.79 ea
 Left-Hand
#5014L - 1/2"
#5015L - 7/16"
 Right-Hand
#5014R - 1/2"
#5015R - 7/16"



- #5006 / \$1.69 ea.**
 Rubber Valve Stem
 w/Chrome Sleeve



- #2050**
\$30
 O.E. Mopar
 Cap

EW P
 ASK ABOUT EXTENDED
 WHEEL PROTECTION
 SEE PAGE 82



**MATCHUP WITH OUR
 TIRES AND SAVE!
 SEE PAGE 82**

WHEELS

CHRYSLER ROAD WHEEL



- Same Center As Magnum 500, but offered with Black Powder Coat Outer Rim
- 5 x 4-1/2 Bolt Pattern
- Use Trim Ring



ITEM ID	SIZE	BACKSPACE	PRICE
MR146	14x6	4.00	179.00
MR147	14x7	4.25	188.00
MR157	15x7	4.25	183.00
MR158	15x8	4.50	186.00

ACCESSORIES



Mopar Lug Nuts
\$2.79 ea
#5014L - 1/2"
#5015L - 7/16"
Right-Hand
#5014R - 1/2"
#5015R - 7/16"



Trim Rings
#3010 \$29
14x6/7
#3001-15 / \$33
15x7/8



#MRMCCR \$39
Bulls Eye Cap

MAGNUM 500



- Chrome with painted lug wells
- 5 x 4-1/2 Bolt Pattern

1968-73 FORD, CHRYSLER, PLYMOUTH, DODGE AND AMC

ITEM ID	SIZE	BACKSPACE	PRICE
M50146	14x6	3.75	179.00
M50147	14x7	4.25	179.00
M50148	14x8	4.50	183.00
M50156	15x6	4.00	179.00
M50157	15x7	4.25	183.00
M50158	15x8	4.50	186.00
M501510	15x10	5.50	282.00

ACCESSORIES



Mopar Lug Nuts
\$2.79 ea
Left-Hand
#5014L - 1/2"
#5015L - 7/16"
Right-Hand
#5014R - 1/2"
#5015R - 7/16"



#529C / \$1.69 ea.
Shorty Rubber Valve Stem w/Chrome Sleeve



#MRMCCR \$39
Bulls Eye Cap



#M50MCCR \$42
Pony Cap



#M5TCCT \$45
Torino Cap

#5008 / \$2.79 ea.
Magnum 500 Style Lugnut, 1/2" "Right Hand" 1.41" tall



#M50CCSP \$47
Spinner Cap

MUSTANG BOSS 302



- Fully Powder Coated Argent Center with Chrome Outer Rim
- 5 x 4-1/2 Bolt Pattern



1969 FORD MUSTANG

ITEM ID	SIZE	BACKSPACE	PRICE
M5069B302157	15x7	4.25	183.00
M5069B302158	15x8	4.50	186.00

- Satin Chrome Center with Hand Painted Lug Wells & Chrome Outer Rim
- 5 x 4-1/2 Bolt Pattern



1970 FORD MUSTANG

ITEM ID	SIZE	BACKSPACE	PRICE
M5070B302157	15x7	4.25	183.00
M5070B302158	15x8	4.50	183.00

ACCESSORIES



#M50MCCR \$42
Pony Cap



#529C / \$1.69 ea.
Shorty Rubber Valve Stem w/Chrome Sleeve



#5008 / \$2.79 ea.
Magnum 500 Style Lugnut, 1/2" "Right Hand" 1.41" tall

ACCESSORIES



#M50MCCR \$42
Pony Cap



#529C / \$1.69 ea.
Shorty Rubber Valve Stem w/Chrome Sleeve



#5008 / \$2.79 ea.
Magnum 500 Style Lugnut, 1/2" "Right Hand" 1.41" tall

1965-67 FORD STYLED WHEEL



- 1965 Mustang (no trim ring) Full Chrome
- 1966 Mustang (uses trim ring) Black Outer Rim
- 1967 Mustang (uses trim ring) Black Outer Rim
- 5 x 4-1/2 Bolt Pattern



ITEM ID	SIZE	FINISH	BS	PRICE
64SS145	14x5	1964 1/2 Light Argent	3.75	156.00
65SS145	14x5	1965 Chrome	3.75	156.00
66SS145	14x5	1966 Black Outer (uses trim ring)	3.75	156.00
67SS1455	14x5 1/2	1967 Black Outer (uses trim ring)	4.00	156.00
65SS146	14x6	Chrome Outer	4.00	156.00
65SS147	14x7	Chrome Outer	4.25	158.00
65SS156	15x6	Chrome Outer	4.00	158.00
65SS157	15x7	Chrome Outer	4.25	167.00
65SS158	15x8	Chrome Outer	4.50	179.00

ACCESSORIES

#2017 \$42
'65-'66 Mustang Pony Black Cap

#65SSCCM \$38
'65-'67 Mustang Cap Red

#5008 \$2.79
1/2" Styled Steel Lug Nuts

#65SSCCF \$39
'65-'67 Fairlane Cap

#529C / \$1.69 ea.
Shorty Rubber Valve Stem w/Chrome Sleeve

#3007 / \$36
14" Styled Steel Trim Ring

#67SSCCRM \$37
'67 Mustang Cap Blue

#5006 / \$1.69 ea.
Rubber Valve Stem w/Chrome Sleeve

1968-69 FORD STYLED WHEEL

- All chrome or chrome center w/ black outer rim
- Available Bolt Patterns:
5 x 4-1/2 & 4 x 4-1/4



1968-69 FORD MUSTANG, FAIRLANE & TORINO



ITEM ID	SIZE	FINISH	BS	PRICE
689SS146	14x6	Black Outer Rim	4.00	144.00
689SS1464L	14x6*	Chrome Outer Rim	4.00	144.00
689SS146C	14x6	Chrome Outer Rim	4.00	144.00
689SS147C	14x7	Chrome Outer Rim	4.25	145.00
689SS148C	14x8	Chrome Outer Rim	4.50	151.00
689SS156C	15x6	Chrome Outer Rim	4.00	150.00
689SS157C	15x7	Chrome Outer Rim	4.25	152.00
689SS158C	15x8	Chrome Outer Rim	4.50	154.00
689SS1510	15x10	Chrome Outer Rim	5.00	251.00

*4x4 1/2 bolt pattern

ACCESSORIES

689SSCCGT / \$48
'68-'69 Styled Steel Cap w/ GT Emblem

#529C / \$1.69 ea.
Shorty Rubber Valve Stem w/Chrome Sleeve

#3007 / \$36
14" Styled Steel Trim Ring

689SSCCP / \$45
'68-'69 Styled Steel Cap Plain

#5006 / \$1.69 ea.
Rubber Valve Stem w/Chrome Sleeve

#C1304B \$2.79
1/2" Styled Steel Lug Nuts



1965 SHELBY

- Aluminum Center with Chrome Steel Rim
- Detailed reproduction of the original 1965 GT-350 wheel
- 5 x 4-1/2 Bolt Pattern



ITEM ID	SIZE	BACKSPACE	PRICE
65SH156	15x6	3.95	400.00

ACCESSORIES

#65SHCC \$58
Cap

#529C / \$1.69 ea.
Shorty Rubber Valve Stem w/Chrome Sleeve

#65SHLG \$8 ea.
Lugnuts

1967 SHELBY MAGSTAR

- Reproduction of the original 15 x 7 optional Kelsey-Hayes Magstar Wheel
- Aluminum center with chrome steel rim



1967 SHELBY GT350 & COUGARS

ITEM ID	SIZE	BACKSPACE	PRICE
67MS157	15x7	4	400.00

ACCESSORIES

#529C / \$1.69 ea.
Shorty Rubber Valve Stem w/Chrome Sleeve

#67MSLG \$7.99 ea.
Shelby Magstar Lugnuts

#67MSCC \$66
Shelby Magstar Cap

WHEELS

1969 SHELBY



- Detailed reproduction of the original 1969 Shelby Mustang wheel
- Aluminum Center with Chrome Steel Rim
- 5 x 4-1/2 Bolt Pattern



ITEM ID	SIZE	BACKSPACE	PRICE
69SH157	15x7	3.88	400.00

ACCESSORIES



#67MSLG
\$7.99 ea.
Shelby Magstar
Lugnuts



#5004 / \$1.50 ea.
Chrome Valve
Stems



#529C / \$1.69 ea.
Shorty Rubber
Valve Stem
w/Chrome Sleeve



#69SCC / \$69
Cap

1967-68 MERCURY COUGAR



- Chrome with hand painted light argent lug wells. Also available with black outer rim
- 5 x 4 1/2 Bolt Pattern



ITEM ID	SIZE	FINISH	BS	PRICE
678B146	14x6	Black Outer Rim	4.00	156.00
678C145	14x5	Chrome Outer Rim	3.75	156.00
678C146	14x6	Chrome Outer Rim	4.00	156.00
678C147	14x7	Chrome Outer Rim	4.25	158.00
678C156	15x6	Chrome Outer Rim	4.00	158.00
678C157	15x7	Chrome Outer Rim	4.50	167.00
678C158	15x8	Chrome Outer Rim	4.50	179.00

ACCESSORIES



#678CCC / \$46
Mercury Man Cap



#529C / \$1.69 ea.
Shorty Rubber
Valve Stem
w/Chrome Sleeve



#5004 / \$1.50 ea.
Chrome Valve
Stems

1969-70 MERCURY COUGAR



- Argent Center with Chrome Outer Rim. Also available with black outer rim
- 5 x 4-1/2 Bolt Pattern



ITEM ID	SIZE	FINISH	BS	PRICE
697B146	14x6	Black Outer Rim	4.00	156.00
697C146	14x6	Chrome Outer Rim	4.00	156.00
697C147	14x7	Chrome Outer Rim	4.25	158.00
697C157	15x7	Chrome Outer Rim	4.25	167.00
697C158	15x8	Chrome Outer Rim	4.50	179.00

ACCESSORIES



#KC2550B / \$22
Chrome Window Bezel



#5006 / \$1.69 ea.
Rubber Valve Stem
w/Chrome Sleeve



#3007 / \$36
14" Styled Steel
Trim Ring



#5004 / \$1.50 ea.
Chrome Valve
Stems



697CCC / \$46
Silver Cat
Cap



ASK ABOUT EXTENDED
WHEEL PROTECTION
SEE PAGE 82



TIRE
& WHEEL
COMBO

MATCHUP WITH OUR
TIRES AND SAVE!
SEE PAGE 82



ASK ABOUT EXTENDED
TIRE PROTECTION
SEE PAGE 82

HOT ROD STEEL

CHROME OUTER/BARE CENTER

ITEM ID	SIZE	BOLT PATTERN	BACK-SPACE	PRICE
HRCB155LM234	15x5	5x5, 5x5.5	2.750	122.00
HRCB155SM234	15x5	5x4.5, 5x4.75	2.750	122.00
HRCB156LM334	15x6	5x5, 5x5.5	3.750	122.00
HRCB156SM334	15x6	5x4.5, 5x4.75	3.750	122.00
HRCB157LM334	15x7	5x5, 5x5.5	3.750	128.00
HRCB157LM400	15x7	5x5, 5x5.5	4.000	128.00
HRCB157LM412	15x7	5x5, 5x5.5	4.500	128.00
HRCB157SM334	15x7	5x4.5, 5x4.75	3.750	128.00
HRCB157SM400	15x7	5x4.5, 5x4.75	4.000	128.00
HRCB157SM412	15x7	5x4.5, 5x4.75	4.500	128.00
HRCB158LM334	15x8	5x5, 5x5.5	3.750	134.00
HRCB158LM400	15x8	5x5, 5x5.5	4.000	134.00
HRCB158LM412	15x8	5x5, 5x5.5	4.500	134.00
HRCB158SM334	15x8	5x4.5, 5x4.75	3.750	134.00
HRCB158SM400	15x8	5x4.5, 5x4.75	4.000	134.00
HRCB158SM412	15x8	5x4.5, 5x4.75	4.500	134.00
HRCB1510LM500	15x10	5x5, 5x5.5	5.000	149.00
HRCB1510SM500	15x10	5x4.5, 5x4.75	5.000	149.00
HRCB1512LM412	15x12	5x5, 5x5.5	4.500	221.00
HRCB1512SM412	15x12	5x4.5, 5x4.75	4.500	221.00
HRCB1514LM412	15x14	5x5, 5x5.5	4.500	237.00
HRCB1514SM412	15x14	5x4.5, 5x4.75	4.500	237.00
HRCB16412LM234	16x4.5	5x5, 5x5.5	2.750	264.00
HRCB16412SM234	16x4.5	5x4.5, 5x4.75	2.750	264.00
HRCB166LM334	16x6	5x5, 5x5.5	3.750	196.00
HRCB166SM334	16x6	5x4.5, 5x4.75	3.750	196.00
HRCB167LM400	16x7	5x5, 5x5.5	4.000	204.00
HRCB167SM400	16x7	5x4.5, 5x4.75	4.000	204.00
HRCB168LM400	16x8	5x5, 5x5.5	4.000	209.00
HRCB168SM400	16x8	5x4.5, 5x4.75	4.000	209.00
HRCB1610LM500	16x10	5x5, 5x5.5	5.000	273.00
HRCB1610SM500	16x10	5x4.5, 5x4.75	5.000	273.00
HRCB177LF458	17x7	5x5.5	4.625	318.00
HRCB177SM458	17x7	5x4.5, 5x4.75	4.625	318.00
HRCB178LF412	17x8	5x5.5	4.500	344.00
HRCB178SM412	17x8	5x4.5, 5x4.75	4.500	344.00
HRCB179LF514	17x9	5x5.5	5.250	372.00
HRCB179SM514	17x9	5x4.5, 5x4.75	5.250	344.00



- HR Steel Bolt Patterns: 5 x 4-1/2 & 5 x 4-3/4 multi, 5 x 5 & 5 x 5-1/2 multi, 5 x 5-1/2 single (17 x 7/8/9)
- Custom Powder Coating Available - See Colors Pg.61

PRIMERED

ITEM ID	SIZE	BOLT PATTERN	BACK-SPACE	PRICE
HRPRI155LM234	15x5	5x5, 5x5.5	2.750	91.00
HRPRI155SM234	15x5	5x4.5, 5x4.75	2.750	91.00
HRPRI156LM334	15x6	5x5, 5x5.5	3.750	91.00
HRPRI156SM334	15x6	5x4.5, 5x4.75	3.750	91.00
HRPRI157LM334	15x7	5x5, 5x5.5	3.750	96.00
HRPRI157LM400	15x7	5x5, 5x5.5	4.000	96.00
HRPRI157LM412	15x7	5x5, 5x5.5	4.500	96.00
HRPRI157SM334	15x7	5x4.5, 5x4.75	3.750	96.00
HRPRI157SM400	15x7	5x4.5, 5x4.75	4.000	96.00
HRPRI157SM412	15x7	5x4.5, 5x4.75	4.500	96.00
HRPRI158LM334	15x8	5x5, 5x5.5	3.750	99.00
HRPRI158LM400	15x8	5x5, 5x5.5	4.000	99.00
HRPRI158LM412	15x8	5x5, 5x5.5	4.500	99.00
HRPRI158SM334	15x8	5x4.5, 5x4.75	3.750	99.00
HRPRI158SM400	15x8	5x4.5, 5x4.75	4.000	99.00
HRPRI158SM412	15x8	5x4.5, 5x4.75	4.500	99.00
HRPRI1510LM500	15x10	5x5, 5x5.5	5.000	123.00
HRPRI1510SM500	15x10	5x4.5, 5x4.75	5.000	123.00
HRPRI1512LM412	15x12	5x5, 5x5.5	4.500	194.00
HRPRI1512SM412	15x12	5x4.5, 5x4.75	4.500	194.00
HRPRI1514LM412	15x14	5x5, 5x5.5	4.500	208.00
HRPRI1514SM412	15x14	5x4.5, 5x4.75	4.500	208.00
HRPRI16412LM234	16x4.5	5x5, 5x5.5	2.750	142.00
HRPRI16412SM234	16x4.5	5x4.5, 5x4.75	2.750	142.00
HRPRI166LM334	16x6	5x5, 5x5.5	3.750	142.00
HRPRI166SM334	16x6	5x4.5, 5x4.75	3.750	142.00
HRPRI167LM400	16x7	5x5, 5x5.5	4.000	147.00
HRPRI167SM400	16x7	5x4.5, 5x4.75	4.000	147.00
HRPRI168LM400	16x8	5x5, 5x5.5	4.000	178.00
HRPRI168SM400	16x8	5x4.5, 5x4.75	4.000	178.00
HRPRI1610LM500	16x10	5x5, 5x5.5	5.000	200.00
HRPRI1610SM500	16x10	5x4.5, 5x4.75	5.000	200.00
HRPRI17412LM238	17x4.5	5x5, 5x5.5	2.375	259.00
HRPRI17412SM238	17x4.5	5x4.5, 5x4.75	2.375	259.00
HRPRI177LF458	17x7	5x5.5	4.625	222.00
HRPRI177SM458	17x7	5x4.5, 5x4.75	4.625	222.00
HRPRI178LF412	17x8	5x5.5	4.500	234.00
HRPRI178SM412	17x8	5x4.5, 5x4.75	4.500	234.00
HRPRI179LF514	17x9	5x5.5	5.250	245.00
HRPRI179SM514	17x9	5x4.5, 5x4.75	5.250	234.00
HRPRI18412LM238	18x4.5	5x5, 5x5.5	2.375	270.00
HRPRI18412SM238	18x4.5	5x4.5, 5x4.75	2.375	270.00
HRPRI19412LM238	19x4.5	5x5, 5x5.5	2.375	281.00
HRPRI19412SM238	19x4.5	5x4.5, 5x4.75	2.375	281.00
HRPRI20412LM238	20x4.5	5x5, 5x5.5	2.375	285.00
HRPRI20412SM238	20x4.5	5x4.5, 5x4.75	2.375	285.00

CHROME

ITEM ID	SIZE	BOLT PATTERN	BACK-SPACE	PRICE
HRCRI155LM234	15x5	5x5, 5x5 1/2	2.750	134.00
HRCRI155SM234	15x5	5x4 1/2, 5x4 3/4	2.750	134.00
HRCRI156LM334	15x6	5x5, 5x5 1/2	3.750	134.00
HRCRI156SM334	15x6	5x4 1/2, 5x4 3/4	3.750	134.00
HRCRI157LM334	15x7	5x5, 5x5 1/2	3.750	140.00
HRCRI157LM400	15x7	5x5, 5x5 1/2	4.000	140.00
HRCRI157LM412	15x7	5x5, 5x5 1/2	4.500	140.00
HRCRI157SM334	15x7	5x4 1/2, 5x4 3/4	3.750	140.00
HRCRI157SM400	15x7	5x4 1/2, 5x4 3/4	4.000	140.00
HRCRI157SM412	15x7	5x4 1/2, 5x4 3/4	4.500	140.00
HRCRI158LM334	15x8	5x5, 5x5 1/2	3.750	145.00
HRCRI158LM400	15x8	5x5, 5x5 1/2	4.000	145.00
HRCRI158LM412	15x8	5x5, 5x5 1/2	4.500	145.00
HRCRI158SM334	15x8	5x4 1/2, 5x4 3/4	3.750	145.00
HRCRI158SM400	15x8	5x4 1/2, 5x4 3/4	4.000	145.00
HRCRI158SM412	15x8	5x4 1/2, 5x4 3/4	4.500	145.00
HRCRI1510LM500	15x10	5x5, 5x5 1/2	5.000	174.00
HRCRI1510SM500	15x10	5x4 1/2, 5x4 3/4	5.000	174.00
HRCRI1512LM412	15x12	5x5, 5x5 1/2	4.500	244.00
HRCRI1512SM412	15x12	5x4 1/2, 5x4 3/4	4.500	244.00
HRCRI1514LM412	15x14	5x5, 5x5 1/2	4.500	261.00
HRCRI1514SM412	15x14	5x4 1/2, 5x4 3/4	4.500	261.00
HRCRI16412LM234	16x4.5	5x5, 5x5 1/2	2.750	238.00
HRCRI16412SM234	16x4.5	5x4 1/2, 5x4 3/4	2.750	238.00
HRCRI166LM334	16x6	5x5, 5x5 1/2	3.750	201.00
HRCRI166SM334	16x6	5x4 1/2, 5x4 3/4	3.750	201.00
HRCRI167LM400	16x7	5x5, 5x5 1/2	4.000	212.00
HRCRI167SM400	16x7	5x4 1/2, 5x4 3/4	4.000	212.00
HRCRI168LM400	16x8	5x5, 5x5 1/2	4.000	212.00
HRCRI168SM400	16x8	5x4 1/2, 5x4 3/4	4.000	212.00
HRCRI1610LM500	16x10	5x5, 5x5 1/2	5.000	288.00
HRCRI1610SM500	16x10	5x4 1/2, 5x4 3/4	5.000	288.00
HRCRI177LF458	17x7	5x5 1/2	4.625	329.00
HRCRI177SM458	17x7	5x4 1/2, 5x4 3/4	4.625	329.00
HRCRI178LF412	17x8	5x5 1/2	4.500	355.00
HRCRI178SM412	17x8	5x4 1/2, 5x4 3/4	4.500	355.00
HRCRI179LF514	17x9	5x5 1/2	5.250	383.00
HRCRI179SM514	17x9	5x4 1/2, 5x4 3/4	5.250	383.00

TRIM RING	ITEM ID	PRICE
14-Inch Smooth	3005-14	33.00
14-Inch Ribbed	3006-14	33.00
15-Inch Smooth	3005-15	33.00
15-Inch Ribbed	3005-15	33.00
16-Inch Smooth	3005-16	33.00
16-Inch Ribbed	3005-16	33.00
17-Inch Smooth	3005-17	47.00
17-Inch Ribbed	3005-17	47.00

HOT ROD STYLE TRIM RING

Stainless Trim Ring Smooth

Stainless Trim Ring Ribbed

HOT ROD STEEL & SOLID ACCESSORIES



#5006 / \$1.69 ea.
Rubber Valve Stem w/Chrome Sleeve

Standard Inside-Knob Caps
8 1/4" Back Diameter



#2005 / \$36
'40 Baby Moon



#2006 / \$36
'40 Standard V8 Moon



#2007 / \$36
'40 Deluxe Cap Stainless



#2008 / \$36
'41 Ford Cap



#2032G / \$57
'41 - '47 Chevrolet Cap



#2009 / \$36
'42 Ford Cap



#2010 / \$36
'46 Ford Cap



#2011 / \$36
'47 Ford Cap

#2011P / \$33
Plain no script



#2030G / \$42
'47 - '53 Chevrolet Cap

SOLID

- Solid Bolt Patterns: 5x4-1/2 and 5x4-3/4 multi
- Custom powder coating available - See colors pg. 61
- Accessories sold separately - See pg. 60



PRIMERED

ITEM ID	SIZE	BOLT PATTERN	BS	PRICE
SDPR145SM314	14x5	5x4.5, 5x4.75	3.25	90.00
SDPR146SM400	14x6	5x4.5, 5x4.75	4.00	90.00
SDPR147SM400	14x7	5x4.5, 5x4.75	4.00	90.00
SDPR155SM314	15x5	5x4.5, 5x4.75	3.25	90.00
SDPR156SM400	15x6	5x4.5, 5x4.75	4.00	90.00
SDPR157SM414	15x7	5x4.5, 5x4.75	4.25	94.00
SDPR158SM412	15x8	5x4.5, 5x4.75	4.50	96.00
SDPR1510SM500	15x10	5x4.5, 5x4.75	5.00	111.00
SDPR1512SM500	15x12	5x4.5, 5x4.75	5.00	165.00
SDPR1514SM500	15x14	5x4.5, 5x4.75	5.00	178.00

CHROME


ITEM ID	SIZE	BOLT PATTERN	BS	PRICE
SDCR145SM314	14x5	5x4.5, 5x4.75	3.25	124.00
SDCR146SM400	14x6	5x4.5, 5x4.75	4.00	124.00
SDCR147SM400	14x7	5x4.5, 5x4.75	4.00	124.00
SDCR155SM314	15x5	5x4.5, 5x4.75	3.25	124.00
SDCR156SM400	15x6	5x4.5, 5x4.75	4.00	125.00
SDCR157SM414	15x7	5x4.5, 5x4.75	4.25	127.00
SDCR158SM412	15x8	5x4.5, 5x4.75	4.50	127.00
SDCR1510SM500	15x10	5x4.5, 5x4.75	5.00	165.00
SDCR1512SM500	15x12	5x4.5, 5x4.75	5.00	165.00
SDCR1514SM500	15x14	5x4.5, 5x4.75	5.00	244.00

CHROME/PRIMERED CENTER

ITEM ID	SIZE	BOLT PATTERN	BS	PRICE
SDCB145SM314	14x5	5x4.5, 5x4.75	3.25	113.00
SDCB146SM400	14x6	5x4.5, 5x4.75	4.00	113.00
SDCB147SM400	14x7	5x4.5, 5x4.75	4.00	117.00
SDCB155SM314	15x5	5x4.5, 5x4.75	3.25	113.00
SDCB156SM400	15x6	5x4.5, 5x4.75	4.00	114.00
SDCB157SM414	15x7	5x4.5, 5x4.75	4.25	116.00
SDCB158SM412	15x8	5x4.5, 5x4.75	4.50	116.00
SDCB1510SM500	15x10	5x4.5, 5x4.75	5.00	146.00
SDCB1512SM500	15x12	5x4.5, 5x4.75	5.00	215.00
SDCB1514SM500	15x14	5x4.5, 5x4.75	5.00	242.00

ASK ABOUT EXTENDED WHEEL PROTECTION SEE PAGE 82

O.E. STYLE FORD-GM



- * Primed or Chrome
- * Available Bolt Patterns: 5x4 1/2, 5x4 3/4, 5x5, 5x5 1/2
- * Wheel cover requiring nibs do not fit



POWDER COATING COLOR CHART

Aero Yellow	Red Baron	Burgundy	Evergreen
Sour Apple Green	Blue Streak	Uni-Cream	Camel
Gloss Black	Safety Orange	Sky White	Camaro Silver

CHROME

ITEM ID	SIZE	BOLT PATTERN	BS	PRICE
OECRI145SF300	14x5	5x4.5	3.000	161.00
OECRI145SG300	14x5	5x4.75	3.000	161.00
OECRI146SF400	14x6	5x4.5	4.000	161.00
OECRI146SG400	14x6	5x4.75	4.000	161.00
OECRI147SF400	14x7	5x4.5	4.000	161.00
OECRI147SG414	14x7	5x4.75	4.250	161.00
OECRI155LG300	15x5	5x5	3.000	172.00
OECRI155SF300	15x5	5x4.5	3.000	172.00
OECRI155SG300	15x5	5x4.75	3.000	172.00
OECRI156LF400	15x6	5x5.5	4.000	172.00
OECRI156LG334	15x6	5x5	3.750	172.00
OECRI156SF400	15x6	5x4.5	4.000	172.00
OECRI156SG400	15x6	5x4.75	4.000	172.00
OECRI157LF400	15x7	5x5.5	4.000	168.00
OECRI157LG414	15x7	5x5	4.250	172.00
OECRI157SF414	15x7	5x4.5	4.250	168.00
OECRI157SG414	15x7	5x4.75	4.250	168.00
OECRI158LF400	15x8	5x5.5	4.000	179.00
OECRI158LG414	15x8	5x5	4.250	179.00
OECRI158SF414	15x8	5x4.5	4.250	179.00
OECRI158SG414	15x8	5x4.75	4.250	179.00
OECRI1510LF412	15x10	5x5.5	4.500	233.00
OECRI1510LG412	15x10	5x5	4.500	233.00
OECRI1510SF412	15x10	5x4.5	4.500	233.00
OECRI1510SG412	15x10	5x4.75	4.500	233.00
OECRI177SF458	17x7	5x4.5	4.625	328.00
OECRI177SG458	17x7	5x4.75	4.625	328.00
OECRI178SF414	17x8	5x4.5	4.250	354.00
OECRI178SG414	17x8	5x4.75	4.250	354.00
OECRI179SF518	17x9	5x4.5	5.125	382.00
OECRI179SG518	17x9	5x4.75	5.125	382.00

PRIMERED

ITEM ID	SIZE	BOLT PATTERN	BS	PRICE
OEPR145SF300	14x5	5x4.5	3.000	95.00
OEPR145SG300	14x6	5x4.75	3.000	95.00
OEPR146SF400	14x6	5x4.5	4.000	95.00
OEPR146SG400	14x6	5x4.75	4.000	95.00
OEPR147SF400	14x7	5x4.5	4.000	95.00
OEPR147SG414	14x7	5x4.75	4.250	95.00
OEPR155LG300	15x5	5x5	4.500	95.00
OEPR155SF300	15x5	5x4.5	3.000	95.00
OEPR155SG300	15x5	5x4.75	3.000	95.00
OEPR156LG334	15x6	5x5	3.750	95.00
OEPR156SF334	15x6	5x4.5	3.750	95.00
OEPR156SG334	15x6	5x4.75	3.750	95.00
OEPR157LF400	15x7	5x4.5	4.000	98.00
OEPR157LG414	15x7	5x5	4.250	98.00
OEPR157SF414	15x7	5x4.5	4.250	98.00
OEPR157SG414	15x7	5x4.75	4.250	98.00
OEPR158LF400	15x8	5x5.5	4.000	99.00
OEPR158LG414	15x8	5x5	4.250	99.00
OEPR158SF414	15x8	5x4.5	4.250	99.00
OEPR158SG414	15x8	5x4.75	4.250	99.00
OEPR1510LF412	15x10	5x5.5	4.500	120.00
OEPR1510LG412	15x10	5x5	4.500	120.00
OEPR1510SF412	15x10	5x4.5	4.500	120.00
OEPR1510SG412	15x10	5x4.75	4.500	120.00
OEPR177SF458	17x7	5x4.5	4.625	244.00
OEPR177SG458	17x7	5x4.75	4.625	244.00
OEPR178SF414	17x8	5x4.5	4.250	257.00
OEPR178SG414	17x8	5x4.75	4.250	257.00
OEPR179SF518	17x9	5x4.5	5.125	272.00
OEPR179SG518	17x9	5x4.75	5.125	272.00

ACCESSORIES

Standard Outside-Knob Caps 10 1/8" Back Diameter

#2031 / \$44
'49-'50 Ford Cap

#2031P / \$36
Plain no script

#1041 / \$42
O.E. Chevy Cap

#5007BL - 7/16"
#5008BL - 1/2"
\$4.39 ea.
Bullet Lug Nut

#5009 / \$18
Push-Thru Bullet Cap

Will not fit wheels with 5 x 5 1/2 bolt pattern

Spider Cap \$57
#5013F- 5x4 1/2 Pattern
#5013C- 5x4 3/4 Pattern
#5013B- 5x5 Pattern
#5013FP- 5x5 1/2 Pattern

#2014 / \$51
Merc Moon Cap

Hot Rod Style Ribbed Or Smooth Trim Ring 14"/15"/16" - \$33
17" - \$47

ARTILLERY



- Bolt patterns: 5 x 4-1/2 and 5 x 4-3/4 Multi, 5 x 5 and 5 x 5-1/2 Multi, 6 x 5-1/2 Single
- Finish: Primed Center/Chrome Outer, Chrome, Primed

PRIMERED

ITEM ID	SIZE	BOLT PATTERN	BACKSPACE	PRICE
ARPRI546L258	15x4	6x5.5	2.625	171.00
ARPRI54LM258	15x4	5/5.5	2.625	208.00
ARPRI54SM258	15x4	4.5/4.75	2.625	208.00
ARPRI556L314	15x5	6x5.5	3.250	129.00
ARPRI55LM314	15x5	5/5.5	3.250	129.00
ARPRI55SM314	15x5	4.5/4.75	3.250	129.00
ARPRI566L400	15x6	6x5.5	4.000	129.00
ARPRI56LM400	15x6	5/5.5	4.000	129.00
ARPRI56SM400	15x6	4.5/4.75	4.000	129.00
ARPRI576L414	15x7	6x5.5	4.250	134.00
ARPRI57LM414	15x7	5/5.5	4.250	134.00
ARPRI57SM414	15x7	4.5/4.75	4.250	134.00
ARPRI586L412	15x8	6x5.5	4.500	140.00
ARPRI58LM412	15x8	5/5.5	4.500	140.00
ARPRI58SM412	15x8	4.5/4.75	4.500	140.00
ARPRI5106L514	15x10	6x5.5	5.250	150.00
ARPRI510LM514	15x10	5/5.5	5.250	150.00
ARPRI510SM514	15x10	4.5/4.75	5.250	150.00
ARPRI776L414	17x7	6x5.5	4.250	223.00
ARPRI77LM414	17x7	5/5.5	4.250	223.00
ARPRI77SM414	17x7	4.5/4.75	4.250	223.00
ARPRI786L412	17x8	6x5.5	4.500	235.00
ARPRI78LM412	17x8	5/5.5	4.500	235.00
ARPRI78SM412	17x8	4.5/4.75	4.500	235.00
ARPRI796L514	17x9	6x5.5	5.250	248.00
ARPRI79LM514	17x9	5/5.5	5.250	248.00
ARPRI79SM514	17x9	4.5/4.75	5.250	248.00

ACCESSORIES

Standard Inside-Knob Caps 7 1/2" Back Diameter



#1001 / \$37
Chevy Police Cap



#1003 / \$34
Chevy Police Cap Plain



#1027 / \$43
Bullet Cap short 3 1/2"



2009A / \$36
'42 Ford Cap



#1005 / \$36
'52 Chevy Cap



#C1304B
\$1.09 ea.
1/2" Open-end Lug Nut



#4000-14
#4000-15
\$33
Fiesta Cap full-cover cap



#1040 / \$44
'49 Chevy Cap



2008A / \$36
'41 Ford Cap



#4001-14
#4001-15
\$70
Lancer Cap full-cover cap



#1007 / \$36
'56 Chevy Cap



#C1302B
\$1.09 ea.
7/16" Open-end Lug Nut



#2032A / \$43
41-47 Chevrolet Cap



#5029 / \$39
Bullet Cap Tall



#1009 / \$18
Baby Moon Cap



#2006A / \$36
'40 Standard Moon



#2030A / \$42
47-53 Chevrolet



#2010A / \$24
46 Ford Cap



#2029 / \$24
V8 Moon Cap



#4005 / \$3.49 ea.
(set of 4)
Bullet Valve Caps (set of 4)



#5006 / \$1.69 ea.
Rubber Valve Stem w/Chrome Sleeve



#5007BL - 7/16"
#5008BL - 1/2"
\$4.39 ea.
Bullet Lug Nut



Hot Rod Style Ribbed Or Smooth Trim Ring
14"/15"/16" - \$33
17" - \$47

CHROME

ITEM ID	SIZE	BOLT PATTERN	BACKSPACE	PRICE
ARCRI546L258	15x4	6x5.5	2.625	220.00
ARCRI54LM258	15x4	5/5.5	2.625	220.00
ARCRI54SM258	15x4	4.5/4.75	2.625	220.00
ARCRI556L314	15x5	6x5.5	3.250	180.00
ARCRI55LM314	15x5	5/5.5	3.250	180.00
ARCRI55SM314	15x5	4.5/4.75	3.250	180.00
ARCRI566L400	15x6	6x5.5	4.000	180.00
ARCRI56LM400	15x6	5/5.5	4.000	180.00
ARCRI56SM400	15x6	4.5/4.75	4.000	180.00
ARCRI576L414	15x7	6x5.5	4.250	191.00
ARCRI57LM414	15x7	5/5.5	4.250	191.00
ARCRI57SM414	15x7	4.5/4.75	4.250	191.00
ARCRI586L412	15x8	6x5.5	4.500	191.00
ARCRI58LM412	15x8	5/5.5	4.500	191.00
ARCRI58SM412	15x8	4.5/4.75	4.500	191.00
ARCRI5106L514	15x10	6x5.5	5.250	220.00
ARCRI510LM514	15x10	5/5.5	5.250	220.00
ARCRI510SM514	15x10	4.5/4.75	5.250	220.00
ARCRI776L414	17x7	6x5.5	4.250	329.00
ARCRI77LM414	17x7	5/5.5	4.250	329.00
ARCRI77SM414	17x7	4.5/4.75	4.250	329.00
ARCRI786L412	17x8	6x5.5	4.500	355.00
ARCRI78LM412	17x8	5/5.5	4.500	355.00
ARCRI78SM412	17x8	4.5/4.75	4.500	355.00
ARCRI796L514	17x9	6x5.5	5.250	383.00
ARCRI79LM514	17x9	5/5.5	5.250	383.00
ARCRI79SM514	17x9	4.5/4.75	5.250	383.00

CHROME OUTER/BARE CENTER

ITEM ID	SIZE	BOLT PATTERN	BACKSPACE	PRICE
ARCB1546L258	15x4	6x5.5	2.625	209.00
ARCB154LM258	15x4	5/5.5	2.625	209.00
ARCB154SM258	15x4	4.5/4.75	2.625	209.00
ARCB1556L314	15x5	6x5.5	3.250	168.00
ARCB155LM314	15x5	5/5.5	3.250	168.00
ARCB155SM314	15x5	4.5/4.75	3.250	168.00
ARCB1566L400	15x6	6x5.5	4.000	168.00
ARCB156LM400	15x6	5/5.5	4.000	168.00
ARCB156SM400	15x6	4.5/4.75	4.000	168.00
ARCB1576L414	15x7	6x5.5	4.250	180.00
ARCB157LM414	15x7	5/5.5	4.250	180.00
ARCB157SM414	15x7	4.5/4.75	4.250	180.00
ARCB1586L412	15x8	6x5.5	4.500	180.00
ARCB158LM412	15x8	5/5.5	4.500	180.00
ARCB158SM412	15x8	4.5/4.75	4.500	180.00
ARCB15106L514	15x10	6x5.5	5.250	209.00
ARCB1510LM514	15x10	5/5.5	5.250	209.00
ARCB1510SM514	15x10	4.5/4.75	5.250	209.00

HOT ROD WIRE



PRIMERED

ITEM ID	SIZE	BOLT PATTERN	BS	PRICE
HRWP145SM200	14x5	5x4.5, 5x4.75	2.00	350.00
HRWP146SM300	14x6	5x4.5, 5x4.75	3.00	350.00
HRWP1510512414	15x10	5x5.5	4.25	415.00
HRWP1510SM414	15x10	5x4.5, 5x4.75	4.25	415.00
HRWP154SM114	15x4	5x4.5, 5x4.75	1.25	415.00
HRWP155512200	15x5	5x5.5	2.00	350.00
HRWP155SM200	15x5	5x4.5, 5x4.75	2.00	350.00
HRWP156512300	15x6	5x5.5	3.00	350.00
HRWP156SM300	15x6	5x4.5, 5x4.75	3.00	350.00
HRWP157512312	15x7	5x5.5	3.50	350.00
HRWP157SM312	15x7	5x4.5, 5x4.75	3.50	350.00
HRWP158512312	15x8	5x5.5	3.50	350.00
HRWP158SM312	15x8	5x4.5, 5x4.75	3.50	350.00
HRWP158SM414	15x8	5x4.5, 5x4.75	4.25	350.00
HRWP16412512134	16x4.5	5x5.5	1.75	350.00
HRWP16412SM134	16x4.5	5x4.5, 5x4.75	1.75	350.00
HRWP166512300	16x5	5x5.5	3.00	369.00
HRWP166SM300	16x6	5x4.5, 5x4.75	3.00	369.00
HRWP167512400	16x7	5x5.5	4.00	379.00
HRWP167SM400	16x7	5x4.5, 5x4.75	4.00	379.00
HRWP168512414	16x8	5x5.5	4.25	450.00
HRWP168SM414	16x8	5x4.5, 5x4.75	4.25	450.00
HRWP17412512114	17x4.5	5x5.5	1.25	505.00
HRWP17412SM114	17x4.5	5x4.5, 5x4.75	1.25	505.00
HRWP18412512114	18x4.5	5x5.5	1.25	515.00
HRWP18412SM114	18x4.5	5x4.5, 5x4.75	1.25	515.00
HRWP193512100	19x3	5x5.5	1.00	515.00
HRWP193SM100	19x3	5x4.5, 5x4.75	1.00	515.00
HRWP19412512114	19x4.5	5x5.5	1.25	535.00
HRWP19412SM114	19x4.5	5x4.5, 5x4.75	1.25	535.00
HRWP20412512114	20x4.5	5x5.5	1.25	555.00
HRWP20412SM114	20x4.5	5x4.5, 5x4.75	1.25	537.00

- Primed or Chrome
- 52 spokes
- Bolt patterns: 5 x 4-1/2 and 5 x 4-3/4 multi 5 x 5 single, 5 x 5-1/2 single
- '32-'35 O.E. Ford Caps applicable
- Powder coating available—See colors pg. 61

ACCESSORIES

Standard 5-3/4" Back Diameter Caps



#2000 / \$32
'32 Ford V8 Cap

#2000P / \$32
'32 Ford Cap Plain



#2002 / \$32
'32 - '33 Ford 4Cyl Cap



#2001 / \$32
'33 Ford V8 Cap



#2003 / \$32
'34 Ford 4Cyl Cap
#2003P / \$29
'34 Ford Cap Plain



#2000V8 / \$32
'34 Ford V8 Cap



#2004 / \$32
'35 Ford V8 Cap



#2000C / \$29.00
Chevy Bowtie Cap



#5006 / \$1.69 ea.
Rubber Valve Stem w/Chrome Sleeve



Hot Rod Style Ribbed Or Smooth Trim Ring
14"/15"/16" - \$33
17" - \$47



#C1302B \$1.09 ea.
7/16" Open-end Lug Nut



#C1304B \$1.09 ea.
1/2" Open-end Lug Nut

CHROME



ITEM ID	SIZE	BOLT PATTERN	BS	PRICE
HRWC145SM200	14x5	5x4.5, 5x4.75	2.00	425.00
HRWC146512300	14x6	5x5.5	3.00	425.00
HRWC146SM300	14x6	5x4.5, 5x4.75	3.00	425.00
HRWC1510512414	15x10	5x5.5	4.50	485.00
HRWC1510SM414	15x10	5x4.5, 5x4.75	4.25	485.00
HRWC154SM114	15x4	5x4.5, 5x4.75	1.25	485.00
HRWC155512200	15x5	5x5.5	2.00	425.00
HRWC155SM200	15x5	5x4.5, 5x4.75	2.00	425.00
HRWC156512300	15x6	5x5.5	3.00	425.00
HRWC156SM300	15x6	5x4.5, 5x4.75	3.00	425.00
HRWC157512312	15x7	5x5.5	3.50	425.00
HRWC157SM312	15x7	5x4.5, 5x4.75	3.50	425.00
HRWC157SM400	15x7	5x4.5, 5x4.75	4.00	425.00
HRWC158512312	15x8	5x5.5	3.50	425.00
HRWC158SM312	15x8	5x4.5, 5x4.75	3.50	425.00
HRWC158SM414	15x8	5x4.5, 5x4.75	4.25	425.00
HRWC16412512134	16x4.5	5x5.5	1.75	411.00
HRWC16412SM134	16x4.5	5x4.5, 5x4.75	1.75	432.00
HRWC166512300	16x6	5x5.5	3.00	425.00
HRWC166SM300	16x6	5x4.5, 5x4.75	3.00	425.00
HRWC167512400	16x7	5x5.5	4.00	431.00
HRWC167SM400	16x7	5x4.5, 5x4.75	4.00	458.00
HRWC168SM414	16x8	5x4.5, 5x4.75	4.25	485.00

O.E. STYLE VW

- Available Bolt Patterns: 4 x 130mm & 5 x 205mm
- All Bugs, Super Beetle and Type 3
- Finish: Chrome

ITEM ID	SIZE	FINISH	BOLT PATTERN	BACK-SPACE	PRICE
1010510	15x5.5	Chrome	4x130mm	4.25	121.00
1010530	15x5.5	Chrome	5x205mm	4.00	94.00
VWPR155124X130	15x5.5	Silver	4x130mm	4.25	77.00
VWPR155125X205	15x5.5	Silver	5x205mm	3.75	88.00

ACCESSORIES



#101060 4-Lug
#101061 5-Lug
\$17
VW Style Plain Cap



#529C / \$1.69 ea.
Shorty Rubber Valve Stem w/Chrome Sleeve

SMOOTHIE

- Bolt patterns: 5 x 4-1/2 and 5 x 4-3/4 Multi, 5 x 5 and 5 x 5-1/2 Multi, 6 x 5-1/2 Single, 4 x 4-1/4 and 4 x 4-1/2 Multi
- Custom powder coating available- See colors pg. 61
- Call for info on 17" & 18" sizes - requires 7" cap



ACCESSORIES-PG. 62

PRIMERED

ITEM ID	SIZE	BOLT PATTERN	BS	PRICE
SMPRI145SM300	14x5	5x4.5, 5x4.75	3.000	68.00
SMPRI146L400	14x6	4x4.25, 4x4.5	4.000	68.00
SMPRI146SM400	14x6	5x4.5, 5x4.75	4.000	68.00
SMPRI147L400	14x7	4x4.25, 4x4.5	4.000	68.00
SMPRI147SM400	14x7	5x4.5, 5x4.75	4.000	68.00
SMPRI148SM400	14x8	5x4.5, 5x4.75	4.000	68.00
SMPRI1556L300	15x5	6x5.5	3.000	68.00
SMPRI155LM300	15x5	5x5, 5x5.5	3.000	68.00
SMPRI155SM300	15x5	5x4.5, 5x4.75	3.000	68.00
SMPRI1564L358	15x6	4x4.25, 4x4.5	3.625	68.00
SMPRI1566L358	15x6	6x5.5	3.625	68.00
SMPRI156LM358	15x6	5x5, 5x5.5	3.625	68.00
SMPRI156SM358	15x6	5x4.5, 5x4.75	3.625	68.00
SMPRI1574L400	15x7	4x4.25, 4x4.5	4.000	73.00
SMPRI1576L400	15x7	6x5.5	4.000	73.00
SMPRI157LM400	15x7	5x5, 5x5.5	4.000	73.00
SMPRI157SM400	15x7	5x4.5, 5x4.75	4.000	73.00
SMPRI1584L400	15x8	4x4.25, 4x4.5	4.000	79.00
SMPRI1586L400	15x8	6x5.5	4.000	79.00
SMPRI158LM400	15x8	5x5, 5x5.5	4.000	79.00
SMPRI158SM400	15x8	5x4.5, 5x4.75	4.000	79.00
SMPRI15104L412	15x10	4x4.25, 4x4.5	4.500	90.00
SMPRI15106L412	15x10	6x5.5	4.500	90.00
SMPRI1510LM412	15x10	5x5, 5x5.5	4.500	90.00
SMPRI1510SM412	15x10	5x4.5, 5x4.75	4.500	90.00
SMPRI15126L414	15x12	6x5.5	4.250	171.00
SMPRI1512LM414	15x12	5x5, 5x5.5	4.250	171.00
SMPRI1512SM414	15x12	5x4.5, 5x4.75	4.250	171.00
SMPRI15146L414	15x14	6x5.5	4.250	183.00
SMPRI1514LM414	15x14	5x5, 5x5.5	4.250	183.00
SMPRI1514SM414	15x14	5x4.5, 5x4.75	4.250	183.00
SMPRI1666L400	16x6	6x5.5	4.000	102.00
SMPRI166LM400	16x6	5x5, 5x5.5	4.000	102.00
SMPRI166SM400	16x6	5x4.5, 5x4.75	4.000	102.00
SMPRI1676L400	16x7	6x5.5	4.000	110.00
SMPRI167LM400	16x7	5x5, 5x5.5	4.000	110.00
SMPRI167SM400	16x7	5x4.5, 5x4.75	4.000	110.00
SMPRI1686L400	16x8	6x5.5	4.000	117.00
SMPRI168LM400	16x8	5x5, 5x5.5	4.000	117.00
SMPRI168LM412	16x8	5x5, 5x5.5	4.500	117.00
SMPRI168LM500	16x8	5x5, 5x5.5	5.000	117.00
SMPRI168SM400	16x8	5x4.5, 5x4.75	4.000	117.00
SMPRI168SM412	16x8	5x4.5, 5x4.75	4.500	117.00
SMPRI168SM500	16x8	5x4.5, 5x4.75	5.000	117.00
SMPRI16106L500	16x10	6x5.5	5.000	168.00
SMPRI1610LM500	16x10	5x5, 5x5.5	5.000	168.00
SMPRI1610SM500	16x10	5x4.5, 5x4.75	5.000	168.00
SMPRI16126L500	16x12	6x5.5	5.000	191.00
SMPRI1612LM500	16x12	5x5, 5x5.5	5.000	191.00
SMPRI1612SM500	16x12	5x4.5, 5x4.75	5.000	191.00
SMPRI1776L412	17x7	6x5.5	4.500	213.00
SMPRI177LF412	17x7	5x5, 5x5.5	4.500	213.00
SMPRI177LG412	17x7	5x5	4.500	213.00
SMPRI177SM412	17x7	5x4.5, 5x4.75	4.500	213.00
SMPRI1786L412	17x8	6x5.5	4.500	245.00
SMPRI178LF412	17x8	6x5.5	4.500	245.00
SMPRI178LG412	17x8	5x5, 5x5.5	4.500	245.00
SMPRI178SM412	17x8	5x4.5, 5x4.75	4.500	245.00
SMPRI1796L514	17x9	6x5.5	5.250	259.00
SMPRI179LF514	17x9	5x5, 5x5.5	5.250	259.00
SMPRI179LG514	17x9	5x5	5.250	259.00
SMPRI179SM514	17x9	5x4.5, 5x4.75	5.250	259.00
SMPRI1876L414	18x7	6x5.5	4.250	305.00
SMPRI187LF414	18x7	5x5, 5x5.5	4.250	305.00
SMPRI187LG414	18x7	5x5, 5x5.5	4.250	305.00



PRIMERED

ITEM ID	SIZE	BOLT PATTERN	BS	PRICE
SMPRI187SM414	18x7	5x4.5, 5x4.75	4.250	305.00
SMPRI1886L412	18x8	6x5.5	4.500	305.00
SMPRI188LF412	18x8	5x5, 5x5.5	4.500	305.00
SMPRI188LG412	18x8	5x5, 5x5.5	4.500	305.00
SMPRI188SM412	18x8	5x4.5, 5x4.75	4.500	305.00

CHROME OUTER/BARE CENTER

ITEM ID	SIZE	BOLT PATTERN	BS	PRICE
SMCB145SM300	14x5	5x4.5, 5x4.75	3.000	96.00
SMCB1464L400	14x6	4x4.25, 4x4.5	4.000	96.00
SMCB146SM400	14x6	5x4.5, 5x4.75	4.000	96.00
SMCB1474L400	14x7	4x4.25, 4x4.5	4.000	96.00
SMCB147SM400	14x7	5x4.5, 5x4.75	4.000	96.00
SMCB148SM400	14x8	5x4.5, 5x4.75	4.000	96.00
SMCB155SM300	15x5	5x4.5, 5x4.75	3.000	96.00
SMCB1566L358	15x6	6x5.5	3.625	96.00
SMCB156LM358	15x6	5x5, 5x5.5	3.625	96.00
SMCB156SM358	15x6	5x4.5, 5x4.75	3.625	96.00
SMCB1574L400	15x7	4x4.25, 4x4.5	4.000	96.00
SMCB1576L400	15x7	6x5.5	4.000	96.00
SMCB157LM400	15x7	5x5, 5x5.5	4.000	96.00
SMCB157SM400	15x7	5x4.5, 5x4.75	4.000	96.00
SMCB1584L412	15x8	4x4.25, 4x4.5	4.500	98.00
SMCB1586L400	15x8	6x5.5	4.000	98.00
SMCB158LM400	15x8	5x5, 5x5.5	4.000	98.00
SMCB158SM400	15x8	5x4.5, 5x4.75	4.000	98.00
SMCB15104L412	15x10	4x4.25, 4x4.5	4.500	116.00
SMCB15106L412	15x10	6x5.5	4.500	116.00
SMCB1510LM412	15x10	5x5, 5x5.5	4.500	116.00
SMCB1510SM412	15x10	5x4.5, 5x4.75	4.500	116.00
SMCB15126L414	15x12	6x5.5	4.250	193.00
SMCB1512LM414	15x12	5x5, 5x5.5	4.250	193.00
SMCB1512SM414	15x12	5x4.5, 5x4.75	4.250	193.00
SMCB15146L414	15x14	6x5.5	4.250	216.00
SMCB1514LM414	15x14	5x5, 5x5.5	4.250	216.00
SMCB1514SM414	15x14	5x4.5, 5x4.75	4.250	216.00
SMCB1666L400	16x6	6x5.5	4.000	133.00
SMCB166LM400	16x6	5x5, 5x5.5	4.000	133.00
SMCB166SM400	16x6	5x4.5, 5x4.75	4.000	133.00
SMCB1676L400	16x7	6x5.5	4.000	136.00
SMCB167LM400	16x7	5x5, 5x5.5	4.000	136.00
SMCB167SM400	16x7	5x4.5, 5x4.75	4.000	136.00
SMCB1686L400	16x8	6x5.5	4.000	140.00
SMCB168LM400	16x8	5x5, 5x5.5	4.000	140.00
SMCB168LM412	16x8	5x5, 5x5.5	4.500	140.00
SMCB168LM500	16x8	5x5, 5x5.5	5.000	140.00
SMCB168SM400	16x8	5x4.5, 5x4.75	4.000	140.00
SMCB168SM412	16x8	5x4.5, 5x4.75	4.500	140.00
SMCB168SM500	16x8	5x4.5, 5x4.75	5.000	140.00
SMCB16106L500	16x10	6x5.5	5.000	245.00
SMCB1610LM500	16x10	5x5, 5x5.5	5.000	245.00
SMCB1610SM500	16x10	5x4.5, 5x4.75	5.000	245.00
SMCB1776L412	17x7	6x5.5	4.500	296.00
SMCB177LG412	17x7	5x5, 5x5.5	4.500	296.00
SMCB177SM412	17x8	5x4.5, 5x4.75	4.500	296.00
SMCB1786L412	17x8	6x5.5	4.500	322.00
SMCB178LG412	17x8	5x5	4.500	322.00
SMCB178SM412	17x8	5x4.5, 5x4.75	4.500	322.00

SMOOTHIE

CHROME OUTER/BARE CENTER

ITEM ID	SIZE	BOLT PATTERN	BS	PRICE
SMCB1796L514	17x9	6x5.5	5.250	392.00
SMCB179LG514	17x9	5x5	5.250	392.00
SMCB179SM514	17x9	5x4.5, 5x4.75	5.250	392.00
SMCB1876L414	18x7	6x5.5	4.250	396.00
SMCB187LG414	18x7	5x5	4.250	396.00
SMCB187SM414	18x7	5x4.5, 5x4.75	4.250	396.00
SMCB1886L412	18x8	5x5	4.500	396.00
SMCB188LG412	18x8	5x5	4.500	396.00
SMCB188SM412	18x8	5x4.5, 5x4.75	4.500	396.00

CHROME

ITEM ID	SIZE	BOLT PATTERN	BS	PRICE
SMCRI145SM300	14x5	5x4.5, 5x4.75	3.000	107.00
SMCRI146L400	14x6	4x4.25, 4x4.5	4.000	107.00
SMCRI146SM400	14x6	5x4.5, 5x4.75	4.000	107.00
SMCRI147L400	14x7	4x4.25, 4x4.5	4.000	107.00
SMCRI147SM400	14x7	5x4.5, 5x4.75	4.000	107.00
SMCRI148SM400	14x8	5x4.5, 5x4.75	4.000	110.00
SMCRI156L300	15x5	6x5.5	3.000	107.00
SMCRI155L300	15x5	5x5, 5x5.5	3.000	107.00
SMCRI155SM300	15x5	5x4.5, 5x4.75	3.000	107.00
SMCRI156L358	15x6	6x5.5	3.625	107.00
SMCRI156L358	15x6	5x5, 5x5.5	3.625	107.00
SMCRI156SM358	15x6	5x4.5, 5x4.75	3.625	107.00
SMCRI157L400	15x7	4x4.25, 4x4.5	4.000	107.00
SMCRI157L400	15x7	6x5.5	4.000	107.00
SMCRI157LM400	15x7	5x5, 5x5.5	4.000	107.00
SMCRI157SM400	15x7	5x4.5, 5x4.75	4.000	107.00
SMCRI158L400	15x8	4x4.25, 4x4.5	4.000	107.00
SMCRI158L400	15x8	6x5.5	4.000	109.00
SMCRI158LM400	15x8	5x5, 5x5.5	4.000	107.00
SMCRI158SM400	15x8	5x4.5, 5x4.75	4.000	109.00
SMCRI1510L412	15x10	4x4.25, 4x4.5	4.500	127.00
SMCRI1510L412	15x10	6x5.5	4.500	127.00
SMCRI1510LM412	15x10	5x5, 5x5.5	4.500	127.00
SMCRI1510SM412	15x10	5x4.5, 5x4.75	4.500	127.00
SMCRI1512L414	15x12	6x5.5	4.250	205.00

CHROME

ITEM ID	SIZE	BOLT PATTERN	BS	PRICE
SMCRI1512LM414	15x12	5x5, 5x5.5	4.250	205.00
SMCRI1512SM414	15x12	5x4.5, 5x4.75	4.250	205.00
SMCRI1514L414	15x14	6x5.5	4.250	220.00
SMCRI1514LM414	15x14	5x5, 5x5.5	4.250	220.00
SMCRI1514SM414	15x14	5x4.5, 5x4.75	4.250	220.00
SMCRI1666L400	16x6	6x5.5	4.000	142.00
SMCRI1666L400	16x6	5x5, 5x5.5	4.000	142.00
SMCRI1666SM400	16x6	5x4.5, 5x4.75	4.000	142.00
SMCRI1676L400	16x7	6x5.5	4.000	142.00
SMCRI167LM400	16x7	5x5, 5x5.5	4.000	142.00
SMCRI167SM400	16x7	5x4.5, 5x4.75	4.000	142.00
SMCRI168L400	16x8	6x5.5	4.000	154.00
SMCRI168LM400	16x8	5x5, 5x5.5	4.000	154.00
SMCRI168LM412	16x8	5x5, 5x5.5	4.500	154.00
SMCRI168LM500	16x8	5x5, 5x5.5	5.000	154.00
SMCRI168SM400	16x8	5x4.5, 5x4.75	4.000	154.00
SMCRI168SM412	16x8	5x4.5, 5x4.75	4.500	154.00
SMCRI168SM500	16x8	5x4.5, 5x4.75	5.000	154.00
SMCRI1610L500	16x10	6x5.5	5.000	219.00
SMCRI1610LM500	16x10	5x5, 5x5.5	5.000	219.00
SMCRI1610SM500	16x10	5x4.5, 5x4.75	5.000	219.00
SMCRI1776L412	17x7	6x5.5	4.500	312.00
SMCRI177LG412	17x7	5x5	4.500	312.00
SMCRI177SM412	17x8	5x4.5, 5x4.75	4.500	312.00
SMCRI1786L412	17x8	6x5.5	4.500	338.00
SMCRI178LG412	17x8	5x5, 5x5.5	4.500	338.00
SMCRI178SM412	17x8	5x4.5, 5x4.75	4.500	338.00
SMCRI1796L514	17x9	6x5.5	5.250	355.00
SMCRI179LG514	17x9	5x5, 5x5.5	5.250	355.00
SMCRI179SM514	17x9	5x4.5, 5x4.75	5.250	355.00
SMCRI1876L414	18x7	6x5.5	4.250	407.00
SMCRI187LG414	18x7	5x5	4.250	407.00
SMCRI187SM414	18x7	5x4.5, 5x4.75	4.250	407.00
SMCRI1886L412	18x8	6x5.5	4.500	407.00
SMCRI188LG412	18x8	5x5	4.500	407.00
SMCRI188SM412	18x8	5x4.5, 5x4.75	4.500	407.00

8-LUG



- 8 x 6 1/2 Bolt pattern
- Powder coated satin black



ITEM ID	SIZE	BOLT PATTERN	BS	PRICE
8LPB1668L400	16x6	Satin Black	4	116.00
8LPB1678L400	16x7	Satin Black	4	125.00
8LPB1688L400	16x8	Satin Black	4	133.00
8LPB16108L500	16x10	Satin Black	5	150.00
8LCR1668L400	16x6	Chrome	4	179.00
8LCR1678L400	16x7	Chrome	4	185.00
8LCR1688L400	16x8	Chrome	4	193.00
8LCR16108L500	16x10	Chrome	5	216.00

6-LUG



- Primered or custom powdercoat available
- Wheel cover requiring nibs do not fit
- See colors Pg. 61
- 6x5.5 Bolt pattern



ITEM ID	SIZE	BOLT PATTERN	BS	PRICE
OEPR1556L300	15x5	Primer	3	95.00
OEPR1566L334	15x6	Primer	3.75	95.00
OEPR1576L414	15x7	Primer	4.25	98.00
OEPR1586L414	15x8	Primer	4.25	99.00
OEPR15106L412	15x10	Primer	4.5	120.00

ACCESSORIES



#3006-16 / \$33
Hot Rod Style Ribbed Or Smooth Trim Ring



#5006 / \$1.69 ea.
Rubber Valve Stem w/Chrome Sleeve



#C1302B
\$1.09 ea.
7/16" Open-end Lug Nut



#1011B / \$24
O.E. Baby Moon Cap



#5004 / \$1.50 ea.
Chrome Valve Stems



#C1304B
\$1.09 ea.
1/2" Open-end Lug Nut


ACCESSORIES



#1041 / \$42
O.E. Chevy Cap



#3006-16 / \$33
Hot Rod Style Ribbed Or Smooth Trim Ring



#5007 - 7/16"
#5008 - 1/2"
\$4.39 ea.
Chrome Acorn Bulge Lugnuts



#1011 / \$19
O.E. Baby Moon Cap



#5007BL - 7/16"
#5008BL - 1/2"
\$4.39 ea.
Bullet Lug Nut

ALUMINUM



NEW ONE-PIECE CAST ALUMINUM WHEELS FOR MUSCLE CARS, HOT RODS & MORE!

V40

- Classic 5-Spoke Design with Straight Spokes
- Machined Rim with Cast Textured Center
- Includes Cap with Screws

MORE STYLES COMING SOON!
CALL OR VISIT OUR WEBSITE

ITEM ID	SIZE	BOLT PATTERN	BS	PRICE
340-5865	15X8	5X4.5"	4-1/2"	130.00
340-6761	16X7	5X4.75"	3-3/4"	146.00
340-6765	16X7	5X4.5"	3-3/4"	146.00
340-6861	16X8	5X4.75"	4-1/2"	148.00
340-6861MAG	16X8	5X4.75"	4-1/2"	150.00
340-6865	16X8	5X4.5"	4-1/2"	148.00
340-7861	17X8	5X4.75"	4-3/4"	160.00
340-7865	17X8	5X4.5"	4-3/4"	160.00
340-7961	17X9	5X4.75"	5-1/2"	162.00
340-7965	17X9	5X4.5"	5-1/2"	162.00



ACCESSORIES



#5007 - 7/16"
#5008 - 1/2"
\$4.39 ea.
Chrome Acorn
Bulge Lugnuts



#5006 / \$1.69 ea.
Rubber Valve Stem
w/Chrome Sleeve



#FC4045 / \$90
Polished Stainless
Steel Flat Cap



#K04045 / \$80
Spinner Cap



V45

- Curved Spokes for Disc Brake Clearance
- Machined Rim with Cast Textured Center
- Includes Cap with Screws

ITEM ID	SIZE	BOLT PATTERN	BS	PRICE
345-5461	15X4	5X4.75"	1-1/8"	121.00
345-5465	15X4	5X4.5"	1-1/8"	121.00
345-5761	15X7	5X4.75"	3-7/8"	125.00
345-5765	15X7	5X4.5"	3-7/8"	125.00
345-5773	15X7	5X5"	3-7/8"	125.00
345-5861	15X8	5X4.75"	4-1/2"	130.00
345-5865	15X8	5X4.5"	4-1/2"	130.00
345-6761	16X7	5X4.75"	3-3/4"	146.00
345-6765	16X7	5X4.5"	3-3/4"	146.00
345-6861	16X8	5X4.75"	4-1/2"	148.00
345-6865	16X8	5X4.5"	4-1/2"	145.00
345-6873	16X8	5X5"	4-1/2"	145.00
345-7861	17X8	5X4.75"	4-3/4"	160.00
345-7865	17X8	5X4.5"	4-3/4"	160.00
345-7961	17X9	5X4.75"	5-1/2"	162.00
345-7965	17X9	5X4.5"	5-1/2"	162.00

W WHEELS

V48

- Road Race-Inspired 8-Spoke Design
- Machined Rim with Cast Textured Center
- Includes Cap with Screws



ITEM ID	SIZE	BOLT PATTERN	BS	PRICE
348-6853	16X8	4X4.5"	4-1/2"	148.00
348-6861	16X8	5X4.75"	4-1/2"	148.00
348-6865	16X8	5X4.5"	4-1/2"	148.00
350-6865	16X8	5X4.5"	4-1/2"	148.00

ACCESSORIES



#5006 / \$1.69 ea.
Rubber Valve Stem
w/Chrome Sleeve



#5007 - 7/16"
#5008 - 1/2"
\$4.39 ea.
Chrome Acorn
Bulge Lugnuts



**ASK ABOUT
EXTENDED
WHEEL
PROTECTION
SEE PAGE 82**

CORVETTE ORIGINAL STYLE



- Extensively researched with help from NCRS judges
- Correct fin width, angle & window openings
- Hardware interchangeable with Kelsey Hayes originals
- Each set includes wheels, lug nuts, center caps & hardware

1963-67 CORVETTE

ITEM ID	SIZE	YEAR	DESCRIPTION	PRICE
22763	15x6	1963-1964	Direct-Bolt Knockoff (set of 4)	2503.00
22963	15x6	1963-1934	Original Style Knockoff (set of 4)	2503.00
22765	15x6	1965	Direct-Bolt Knockoff (set of 4)	2503.00
22965	15x6	1965	Original Style Knockoff (set of 4)	2503.00
22766	15x6	1966	Direct-Bolt Knockoff (set of 4)	2503.00
22966	15x6	1966	Original Style Knockoff (set of 4)	2503.00
22967	15x6	1966	Direct-Bolt Knockoff (set of 4)	2503.00



1966 Corvette
Tires: BFGoodrich Gold Line 775-15
Wheels: Knockoff 15x6

SPEAK TO AN EXPERT 800-959-1900

CADILLAC WIRE



ROADSTER
WIRE WHEELS™



- Rear wheel drive only
- 48 Stainless Steel Spokes
- Single bolt pattern: 5 x 5
- Tubeless

1940-76 CADILLACS



ITEM ID	SIZE	YEAR	BOLT PATTERN	BS	PRICE
CAD5653D	15x6	1957-1979	5x5	3.00	429.00
CAD565334D	15x6	1940-1956	5x5	3.75	429.00



ACCESSORIES

Standard 6" Back Diameter Caps



#529C / \$1.69 ea.
Shorty Rubber Valve Stem w/Chrome Sleeve



#1035R \$70
Cadillac Wire Cap



#C1302B \$1.09 ea.
7/16" Open-end Lug Nut

CHRYSLER WIRE



- 56 Stainless Steel Spokes
- Tubeless
- Bolt patterns: 5 x 4-1/2 or 5 x 5-1/2
- Rear wheel drive only
- Fits many '33 - '66 Chrysler, Imperial, Dodge, and Plymouth
- 5 x 5-1/2 for Imperial



ITEM ID	SIZE	BOLT PATTERN	BS	PRICE
CHR464123D	14x6	5x4.5	3	429.00
CHR564123D	15x6	5x4.5	3	429.00
CHR565123D	15x6	5x5.5	3	429.00



ACCESSORIES

Standard 6-1/2" Back Diameter Caps



#529C / \$1.69 ea.
Shorty Rubber Valve Stem w/Chrome Sleeve



#1037R \$38
Chrysler Wire Cap



#C1304B \$1.09 ea.
1/2" Open-end Lug Nut

BUICK WIRE



- Single bolt pattern 5 x 5
- 56 Stainless Steel spokes
- Tubeless



ASK ABOUT EXTENDED WHEEL PROTECTION SEE PAGE 82



ITEM ID	SIZE	BOLT PATTERN	BS	PRICE
BUI565212D	15x6	5x5	2.5	429.00
BUI665212D	16x6	5x5	2.5	429.00



ACCESSORIES

Standard 6" Back Diameter Caps



#529C / \$1.69 ea.
Shorty Rubber Valve Stem w/Chrome Sleeve



#1036R3B / \$69
Buick Wire 3 Bar Spinner Cap



#C1304B \$1.09 ea.
1/2" Open-end Lug Nut



#1036RM \$75
Buick Smooth Cap

BUICK SKYLARK WIRE



- Original 40 Spoke Design with guide pin hole
- Stainless Steel Spokes
- Bolt Pattern: 5 x 5
- Tubeless



ITEM ID	SIZE	BOLT PATTERN	BS	PRICE
SKY565300R	15x6	5x5	3	1132.00



ACCESSORIES



#5004 \$1.50 ea.
Chrome Valve Stems



#1036 \$64
Skylark Wire Cap



#5022 \$7.00 ea.
Skylark Wire Lug Bolts

PACKARD WIRE



- 52 stainless steel spokes
- Single bolt pattern 5 x 5
- Accessories sold separately



ITEM ID	SIZE	BOLT PATTERN	BS	PRICE
PAC565358D	15x6	5x5	3.625	429.00
PAC665358D	16x6	5x5	3.625	429.00

ACCESSORIES

Standard 6-1/2" Back Diameter Caps



#529C / \$1.69 ea.
Shorty Rubber Valve Stem w/Chrome Sleeve



#2028R \$29
Packard Wire Cap



#C1304B \$1.09 ea.
1/2" Open-end Lug Nut

CHEVY/FORD WIRE



- Bolt Pattern: 5 x 4-1/2, 5 x 4-3/4, 5 x 5 multi-lug
- 56 Stainless Steel Spokes
- Tubeless



ITEM ID	SIZE	BOLT PATTERN	BS	PRICE
CHE464343D	14x6	5x4.5, 5x4.75, 5x5	3.0	429.00
CHE564343D	15x6	5x4.5, 5x4.75, 5x5	3.0	429.00
CHE57434312D	15x7	5x4.5, 5x4.75, 5x5	3.5	429.00
CHE664343D	16x6	5x4.5, 5x4.75, 5x5	3.0	429.00

ACCESSORIES

Standard 6" Back Diameter Caps



#529C / \$1.69 ea.
Shorty Rubber Valve Stem w/Chrome Sleeve



#1021R / \$69
Chevrolet Wire 3 Bar Spinner Cap



#C1302B \$1.09 ea.
7/16" Open-end Lug Nut



#1040R / \$69
Ford Wire 3-Bar Spinner Cap



#1038Chromer \$51
Plain 3 Bar Spinner Cap



#C1304B \$1.09 ea.
1/2" Open-end Lug Nut

VINTAGE



- Bolt Pattern: 5 x 4-1/2, 5 x 4-3/4 and 5 x 5 Multi Lug
- Lip-Laced (requires tube) allows for deep 3.5" backspace which can often help clear tight fender skirts
- 56 Stainless Steel Spokes
- 3.15" Hub Opening



ITEM ID	SIZE	BOLT PATTERN	BS	PRICE
VIN45TM312D	14x5	5x4.5, 5x4.75, 5x5	3.5	429.00
VIN55TM312D	15x5	5x4.5, 5x4.75, 5x5	3.5	429.00

Vintage Wires and all other lip laced wire wheels require tubes. We recommend radial tubes. \$27.95 each. See page 75.

ACCESSORIES

Standard 6" Back Diameter Caps



#1040R / \$69
Ford Wire 3-Bar Spinner Cap



#1021R / \$69
Chevrolet Wire 3 Bar Spinner Cap



#1038chromer \$51
Plain 3 Bar Spinner Cap



#1036R3B / \$69
Buick Wire 3 Bar Spinner Cap

THUNDERBIRD WIRE



- Lip laced Tube-Type
- Fits '55-'68 Thunderbirds
- 56 stainless steel spokes
- Single Bolt Pattern 5 x 4-1/2



ITEM ID	SIZE	YEAR	BOLT PATTERN	BS	PRICE
TB4512412312D	14x5.5	1958-1963	5x4.5	3.50	429.00
TB45412314D	14x5	1957	5x4.5	3.25	429.00
TB55412314D	15x5	1955-1956	5x4.5	3.25	429.00
TB56412312D	15x6	1965-1967 Front	5x4.5	3.50	429.00
TB564124D	15x6	1964 and 1965-1967 rear	5x4.5	4.00	429.00


Vintage Wires and all other lip laced wire wheels require tubes. We recommend radial tubes. \$27.95 each. See page 75.

ACCESSORIES

Standard 6" Back Diameter Caps



#1038redr \$51
Red T-Bird Cap



#1038blackr \$50
Black T-Bird Cap



#1038bluer \$55
Blue T-Bird Cap



#1038chromer \$51
Plain 3 Bar Spinner Cap



#1038greendr \$55
Green T-Bird Cap



ROADSTER™ WIRE WHEELS™ MODEL A

**AVAILABLE
IN PRIMER
OR
POWDER
COAT!**



- Made in the USA
- Roadster Wire Brand
- 19" & 21" Available
- 21" is Knife edge
- Tube Type

- Made in Brazil
- 19" & 21" Available
- Tube Type

MODEL A ACCESSORIES



#91302
\$17.00
19" Cap



#913021
\$17.00
21" Cap

ADJUSTABLE SPOKE

ITEM ID	SIZE	BOLT PATTERN	FINISH	PRICE
91017ADJ	19x3	5x5.5	Primered	469.00
91018ADJ	21x3	5x5.5	Primered	469.00

WELDED SPOKE

ITEM ID	SIZE	BOLT PATTERN	FINISH	PRICE
91017	19x3	5x5.5	Primered	469.00
91018	21x3	5x5.5	Primered	469.00



WIRE WHEELS

DAYTON Wire Wheel's spline-drive wheels are a replica of the Rudge spline-drive wire wheel found on many vintage British and Italian sports cars. Dayton's design, however, incorporates a variety of

improvements such as forged hubs (vs. stamped steel) and their exclusive Perma-True™ technology. The end result is better vehicle handling, smoother ride and longer wheel life.



CAR	PART #	SIZE	SPOKES	FINISH	TUBE-LESS
AUSTIN-HEALEY					
100/4	D450CTT	15x4	48	CHROME	no
	D450PTT	15x4	48	PAINTED	no
100/6	D450CTT	15x4	48	CHROME	no
	D450PTT	15x4	48	PAINTED	no
	D459CTT	15x5	72	CHROME	no
3000	D452CTT	15x4.5	60	CHROME	no
	D452PTT	15x4.5	60	PAINTED	no
Sprite	D458CTL	13x4.5	60	CHROME	yes
	D458PTT	13x4.5	60	PAINTED	no
JAGUAR					
XK120,XK140,XK150	D456BCTT	16x5	60	CHROME	no
	D456BPTT	16x5	60	PAINTED	no
E-Type I,3.8 Saloon	D455CTL	15x5	72	CHROME	yes
	D455CTT	15x5	72	CHROME	no
	D455PTT	15x5	72	PAINTED	no
E-Type II	D472CTL	15x5	72	CHROME	yes
	D472CTT	15x5	72	CHROME	no
	D472PTT	15x5	72	PAINTED	no
Mk I & II,S,420	D455CTL	15x5	72	CHROME	yes
	D455CTT	15x5	72	CHROME	no
	D455PTT	15x5	72	PAINTED	no

CAR	PART #	SIZE	SPOKES	FINISH	TUBE-LESS
MG					
TD,TF	D450CTT	15x4	48	CHROME	no
	D450PTT	15x4	48	PAINTED	no
A	D450CTT	15x4	48	CHROME	no
	D452CTT	15x4.5	60	CHROME	no
	D452PTT	15x4.5	60	PAINTED	no
B	D461CTL	14x5	60	CHROME	yes
	D461PTT	14x5	60	PAINTED	no
	D457FCTL	15x5	72	CHROME	yes
C	D457FCTL	15x5	72	CHROME	yes
Midget	D458CTL	13x4.5	60	CHROME	yes
	D458PTT	13x4.5	60	PAINTED	no
TRIUMPH					
TR-2,TR-3	D450CTT	15x4	48	CHROME	no
	D450PTT	15x4	48	PAINTED	no
TR-3, TR-3A	D452CTT	15x4.5	60	CHROME	no
	D452PTT	15x4.5	60	PAINTED	no
	D457FCTL	15x5	72	CHROME	yes
TR-4,TR4A	D452CTT	15x4.5	60	CHROME	no
	D452PTT	15x4.5	60	PAINTED	no
	D457FCTL	15x5	72	CHROME	yes
TR-250, TR-6	D457CCTL	15x6	72	CHROME	yes
	D457CPTT	15x6	72	PAINTED	no



ROADSTER
WIRE WHEELS™

"BUFFALO" STYLE WIRE WHEEL

- Perfect for Auburn, Cord and Duesenberg
- Drop Center Eliminates Original Lock Ring Design—Great for Touring!
- Retains Original Tire Size Fitment
- Beautiful and Durable Triple Chrome Plating
- Premium Quality Stainless Steel Spokes
- Also available in the original Lock ring design for the most authentic look



Rolled Edge

Lock Ring Style

ITEM ID	DESCRIPTION	PRICE
BUF9412412R	Drop Center Rolled Edge	1980.00
BUF9412412LR	Lock Ring - Includes Lock Ring	2310.00



1930 Duesenberg Model J Dual Cowl Phaeton
Tires: Firestone Balloon 700-19
Wheels: Buffalo Style Wire Wheel
"Drop Center"

Lock Ring Style

Rolled Edge

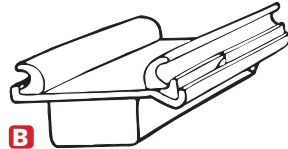
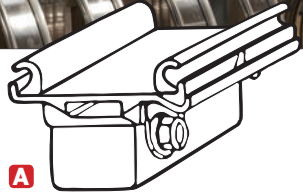


SPEAK TO AN EXPERT 800-959-1900

HAND-BUILT WHEELS & RIMS



NOT only do we continue to offer our custom-machined Stanweld rims made right here in Chattanooga, Tennessee, we are excited to announce the expansion of our Vintage Wheel and Rim product line, more sizes, more styles to meet your special project needs. Now you can choose from rolled Drop Center rims, Split rims, Lock ring style rims, or Clincher rims; so whether it's a vintage motor cycle, a Firetruck, or anything in between, we have specialized rims for authentic fitment.



- Available in 23-29 inch rim diameters
- Your choice of demountable/detachable (A) or quick detachable (B)

CALL US FOR MORE INFORMATION ABOUT VINTAGE RIMS AT 866-591-3420

*The Stanweld complete package includes rim, side ring, and lock ring only. **Includes lug, log bolt and nut, heel plate, retainer plate.

ITEM #	ITEM DESCRIPTION	PRICE
92045	23" DEMOUNT/DETACH COMPLETE PKG*	995.95
92050	23" DETACHABLE COMPLETE PKG*	995.95
92075	24" DETACHABLE COMPLETE PKG*	995.95
92080	24" DEMOUNT/DETACH COMPLETE PKG*	995.95
92081	24x6 DEMOUNT/DETACH (HD) PKG	1,700.00
92100	25" DETACHABLE COMPLETE PKG*	995.95
92105	25" DEMOUNT/DETACH COMPLETE PKG*	995.95
92125	26" DETACHABLE COMPLETE PKG*	995.95
92130	26" DEMOUNT/DETACH COMPLETE PKG*	995.95
92150	27" DETACHABLE COMPLETE PKG*	995.95
92155	27" DEMOUNT/DETACH COMPLETE PKG*	995.95
92175	28" DETACHABLE COMPLETE PKG*	995.95
92180	28" DEMOUNT/DETACH COMPLETE PKG*	995.95
92195	29" DEMOUNT/DETACH COMPLETE PKG*	995.95
92200	29" DETACHABLE COMPLETE PKG*	995.95
92206	LUG	13.00
92207	RETAINER	4.50
92208	HEEL PLATE	5.25
992603	DEMOUNT/DETACHABLE LUG HARDWARE SET**	35.25
93000	29" DEMOUNT/DETACH (RIM ONLY)	700.00
93012	27" DETACHABLE (RIM ONLY)	700.00
93020	25" DEMOUNT/DETACH (RIM ONLY)	700.00
94000	29" SIDE RING	200.00
94001	28" SIDE RING	200.00
94002	27" SIDE RING	200.00
94003	26" SIDE RING	200.00
94004	25" SIDE RING	200.00
94005	24" SIDE RING	200.00
94006	23" SIDE RING	200.00
99000	28" FELLOE BAND & CLAMP RING	375.00
99001	27" FELLOE BAND & CLAMP RING	375.00
99002	26" FELLOE BAND & CLAMP RING	375.00
99003	25" FELLOE BAND & CLAMP RING	375.00
99004	24" FELLOE BAND & CLAMP RING	375.00
99006	29" FELLOE BAND & CLAMP RING	375.00
992603	BOLT LUG RETAINER NUT HEELPLATE	35.25

CALL US TO GET YOUR ETA!



WOODEN WHEELS

EACH ONE CUSTOM MADE

- Hundreds of authentic spoke patterns for many makes and models
- Precision-crafted, kiln-dried Hickory wood spokes and felloes
- All wood materials stored in climate & moisture controlled environment
- Fitment and installation on steel rims or felloe bands performed in house
- Custom crates and insured shipping for each order
- We guarantee your satisfaction!
- Handcrafted and assembled in Chattanooga, TN

AG RIMS



LOCK RING STYLE RIMS

- Mill Rolled to Firestone Profile and Specifications
- Available in 16-29 inch rim diameters
- Available in 3-1/2 and 4 inch rim widths

HEAVY LOCK RING RIM 4MM

ITEM #	SIZE	PRICE
RLR01	17" (3-3/16)	699.00
RLR02	18" (3-3/16)	699.00
RLR03	19" (3-3/16)	699.00
RLR04	20" (3-3/16)	699.00
RLR05	21" (3-3/16)	699.00
RLR06	22" (3-3/16)	699.00
RLR07	23" (3-3/16)	699.00
RLR08	24" (3-3/16)	750.00
RLR09	25" (3-3/16)	795.00
RLR10	26" (3-3/16)	815.00
RLR11	27" (3-3/16)	825.00
RLR12	17" (3-3/4)	699.00
RLR13	18" (3-3/4)	699.00
RLR14	19" (3-3/4)	699.00
RLR15	20" (3-3/4)	699.00
RLR16	21" (3-3/4)	699.00
RLR17	22" (3-3/4)	699.00
RLR18	23" (3-3/4)	699.00
RLR19	24" (3-3/4)	750.00
RLR20	25" (3-3/4)	785.00
RLR21	26" (3-3/4)	815.00
RLR22	27" (3-3/4)	825.00

HEAVY LOCK RING 4MM

ITEM #	SIZE	PRICE
LR12	17"	265.00
LR13	18"	265.00
LR14	19"	265.00
LR15	20"	265.00
LR16	21"	265.00
LR17	22"	265.00
LR18	23"	265.00
LR19	24"	265.00
LR20	25"	265.00
LR21	26"	265.00
LR22	27"	265.00



ROLLED DROP CENTER

- Available in 16-28 inch rim diameters
- Perfect for motorcycle or auto restorations

ITEM #	ITEM DESCRIPTION	PRICE
92295	16X3 (R2)	215.00
92297	16X4.5 (R4)	Call
92300	17X3 (R2)	Call
92301	17X4 1/2 (R4)	Call
92305	18X3 (R2)	Call
92306	18X4 1/2 (R4)	475.00
92310	19X3 (R2)	225.00
923102	19X3 KNIFE EDGE (R2)	175.00
92311	19X4 1/2 (R4)	475.00
92315	20X3 (R2)	225.00
92316	20X4 1/2 (R4)	475.00
92320	21X3 (R2)	225.00
923201	21X2 5/8 (R2)	215.00
92322	21X4 1/2 (R4)	475.00
92325	22X3 (R2)	Call
92326	22X4 1/2 (R4)	Call
92330	23X3 (R2)	215.00
92331	23X4 1/2 (R4)	475.00
92335	24X3 (R2)	Call
92336	24X4 1/2 (R4)	Call
92340	25X3 (R2)	Call
92341	25X4 1/2 (R4)	Call
92345	26X3 (R2)	Call
92346	26X4 1/2 (R4)	Call
92350	27X3 (R2)	Call
92351	27X4 1/2 (R4)	Call
92355	28X3 (R2)	Call
92356	28X4 1/2 (R4)	Call
RRE02	18X2 1/2 (R2)	160.00
RRE03	18X3 1/4 (R3)	235.00
RRE04	18X3 3/4 (R4)	475.00
RRE05	19X2.78 (R1)	215.00
RRE06	19X2 1/2 (R2) MG	160.00
RRE07	19X3 1/4 (R3)	235.00
RRE08	19X3 3/4 (R4)	475.00
RRE09	20X2 1/2 (R2)	160.00
RRE10	20X3 1/2 (R3)	250.00
RRE11	20X3 3/4 (R4)	475.00
RRE12	21X2 1/2 (R2)	160.00
RRE13	21X3 1/4 (R3)	235.00
RRE14	21X3 3/4 (R4)	475.00
RRE15	23X2 1/2 (R2)	160.00
RRE16	23X3 1/4 (R3)	235.00
RRE17	23X3 3/4 (R4)	475.00
RRE18	17X2 1/2 (R2)	160.00
RRE19	17X3 1/4 (R3)	235.00
RRE20	17X3 3/4 (R4)	475.00
RRE21	21X4 (R3)	290.00
RRE22	17X4 (R3)	290.00



SPLIT RIM

- Available in 17-28 inch rim diameters

3MM SPLIT RIM PLAIN

ITEM #	ITEM DESCRIPTION	PRICE
RSP28	17" 2.76	190.00
RSP02	18" 2.76	190.00
RSP03	19" 2.76	190.00
RSP05	21" 2.76	190.00
RSP06	22" 2.76	200.00
RSP07N	23" 2.50	160.00
RSP07	23" 2.76	200.00
RSP23	24" 2.76	200.00
RSP24	25" 2.76	200.00
RSP25	26" 2.76	200.00
RSP26	27" 2.76	200.00
RSP27	28" 2.76	200.00

4MM SPLIT RIM PLAIN

ITEM #	ITEM DESCRIPTION	PRICE
RSP08	17" 2.83	225.00
RSP09	18" 2.83	225.00
RSP09W	18" 3.00	225.00
RSP10	19" 2.83	225.00
RSP10W	19" 3.00	225.00
RSP04	20" 3.00	225.00
RSP11	20" 2.83	225.00
RSP12	21" 2.83	225.00
RSP13	22" 2.83	225.00
RSP14	23" 2.83	230.00
RSP15	24" 2.83	230.00
RSP16	25" 2.83	230.00
RSP16W	25" 3.00	230.00
RSP17	26" 2.83	230.00
RSP17W	26" 3.00	230.00
RSP18	27" 2.83	230.00
RSP18W	27" 3.00	230.00
RSP19	28" 2.83	225.00

MODEL T SPLIT RIM

- 21-inch Split Rims designed specifically for Ford Model T
- Complete with lugs and latch

ITEM #	ITEM DESCRIPTION	PRICE
9199453	21X3 W/LUGS CAD-PLATED	\$325.00
RSP01	21X3 W/LUGS NON-CAD	\$305.00



CLINCHER

- Perfect for motorcycle or auto restorations
- Available in many popular standard and metric sizes

ITEM #	ITEM DESCRIPTION	PRICE
RCL02	26X3 [20] (2.60) 2MM	150.00
RCL03	28X3 [22] (2.60) 3MM	175.00
RCL04	30X3 [24] (2.60) 3MM	175.00
RCL05	30X3 1/2 (2.91) 3MM W/O LUGS	175.00
RCL06	30X3 1/2 (2.91) 3MM W/LUGS	CALL
RCL07	710X90 [22.8] (2.91) 3MM	175.00
RCL08	760X90 [22.8] (2.91) 3MM	195.00
RCL09	810X90 [22.8] (2.91) 3MM	215.00
RCL10	815X105 [23.8] (3.47) 3MM	245.00
RCL12	820X120 [22.8] (3.82) 4MM	290.00
RCL11	875X105 [26.2] (3.47) 3MM	265.00
RCL13	880X120 [25.2] (3.82) 4MM	310.00
RCL14	895X135 [24.6] (4.29) 4MM	320.00
RCL15	935X135 [26.2] (4.29) 4MM	360.00
RCL28	36X4 [28] B/E Rim *Special Order Only*	225.00
RCL06P	30X3 1/2 B2 B/E (2.91) 3MM LUGS CADPLATE	250.00

MOTORCYCLE CLINCHER

ITEM #	ITEM DESCRIPTION	PRICE
919953	26x3 Plain	168.00
919954	26x3 36 Spoke	228.00
919956	26x3 40 Spoke	228.00
919965	26x2 1/2 Plain	168.00
919966	26x2 1/2 36 Spoke	228.00
919967	26x2 1/2 40 Spoke	228.00
919950	28x3 Plain	168.00
919951	28x3 40 Spoke	228.00
919952	28x3 36 Spoke	228.00
919957	28x2 1/2 Plain	168.00
919958	28x2 1/2 36 Spoke	228.00
919959	28x2 1/2 40 Spoke	228.00
919961	28x2 1/4 Plain	168.00
919962	28x2 1/4 36 Spoke	228.00
919963	28x2 1/4 40 Spoke	228.00
919968	28x2 Plain	320.00
919969	28x2 36 Spoke	377.00
919970	28x2 40 Spoke	377.00
919850	385x20 40 Spoke	228.00

VALVE STEM HARDWARE





1912 Thomas Roadster
Tires: Goodrich Silvertown Cord 36x4.5
With Michelin Brass Stem Cover

Authentic valve hardware is available as original equipment for cars built before 1935. Our Vintage Tire Specialists will be glad to assist you with proper applications. Please ask for their advice.

New tubes and flaps are as important as your new tires, therefore we strongly recommend that all your vintage tires be equipped with new tubes and flaps or rimstrips. 1 1/2 inch rimstrips are available for all wire spoke wheel sizes 16" through 21" (\$2.99 ea). All split-rims or multi-piece rims require flaps! Flaps are available in 17" to 28" diameters for \$26.95 each. Call today for tube & flap advice!

ITEM #	DESCRIPTION	PRICE
90300	Nickel Cap (11/8")	8.50
90400	Nickel Siding Cap (11/2")	7.95
90500	Nickel Cover (21/2")	13.50
90501	Reducer Nut	8.50
90550	Nickel Cover (23/8")	13.50
90551	Nickel Reducer Nut	8.50
90805	Early Brass Cover (2")	13.50
90806	Brass Locknut	8.50
90807	Nickel Locknut	8.50
90850	Michelin Nickel Cover (21/2")	20.00
90875	Michelin Brass Cover (21/2")	20.00
90900	Nickel Prong Valve Cap	.99

FOR WOOD WHEELS



FOR WIRE WHEELS

Approx. 1930-1934



Approx. 1928-1929



Approx. 1920-1933 Wood Wheels



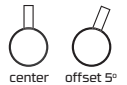
HARTFORD TUBES

ITEM #	TIRE SIZE APPLICATION	VALVE STEM INFO			
		Place	Name	Type	Price
50223	10x350-4 (Jumbo Junior)	Center	TR87	BMS	16.95
84995	250-4	Offset	TR87	BMS	9.95
50225	14x6 & 145/70-6	Center	TR87	BMS	16.95
84999	600-6 (A6) (A6)	Offset	TR13	RS	16.95
84500	350/400-8 (A8)	Offset	TR87	BMS	16.95
85000	480/400-8 (A8)	Offset	TR13	RS	16.95
85025	520/560-8 (B8)	Offset	TR13	RS	16.95
50227	300/350-10	Center	TR87	BMS	16.95
85040	480/500-10	Offset	TR87	BMS	16.95
517799	750-10	Offset	TR15	RS	17.95
85042	145R10 Radial (ER10)	Offset	TR13	RS	19.95
51781	275/300-12	Center	TR87	BMS	16.95
85050	400/480-12 (D12)	Offset	TR13	RS	16.95
85100	520/560-12 (F12)	Offset	TR13	RS	16.95
85112	125R12 Radial Michelin (12C13)	Offset	TR13	RS	29.95
85125	145/165 & 500/600R13 Radial (ER12/13)	Offset	TR13	RS	29.95
85324	155/205R13 Radial Michelin (13F)	Offset	TR13	RS	29.95
85150	560/590R13 Radial (FR13/14)	Offset	TR13	RS	29.95
85140	185/205R13/15 Radial (GR13/15)	Offset	TR13	RS	20.95
85325	155/165R14 Radial Michelin (14D13)	Offset	TR13	RS	29.95
85335	185/205R14 Radial Michelin (14F13)	Offset	TR13	RS	29.95
85370	225/235R14/15 Radial (MR14/15)	Offset	TR13	RS	20.95
85355	400-15	Offset	TR15	RS	16.95
85360	125/135R15 Radial Michelin (15CB13)	Offset	TR13	RS	29.95
85361	145/175R15 Radial Michelin (15E13)	Offset	TR13	RS	29.95
85363	155/175R15 Radial (FR15)	Offset	TR13	RS	20.95
85364	185/195R15 Radial Michelin (15F13)	Offset	TR13	RS	29.95
85365	195/215R15 Radial (KR14/15)	Offset	TR13	RS	15.95
62241	700/750-15/16 Truck	Center	TR75A	BMS	29.95
85480	20x2	Center	TR13	RS	12.95
85500	325/350-16	Center	TR6	MS	16.95
85610	500/510-16	Center	TR4	MS	16.95
85801	650/700-16 (K16)	Offset	TR13	RS	16.95
71026	750/900-16	Center	TR440	BMS	41.95
62236	890/900-16	Offset	TR15	RS	37.95
85640	165/185R16/R400 Radial (GR16)	Offset	TR13	RS	20.95
85366	550/700R16 Radial (KR16)	Offset	TR15	RS	20.95
85372	700/825R16 Radial (MR16)	Offset	TR13	RS	20.95
85373	700/825R16 Radial (MR16)	Offset	TR15	RS	29.95
86155	225/250-17	Center	TR4	MS	16.95
86201	450/600-17/18 & 15/16x45 Michelin (17/18 ERET)	Offset	TR13	RS	56.95
86115	525/550-17/18 (C17/18)	Offset	TR127	NS	36.95
86105	525/550-17/18 (C17/18)	Offset	TR13	RS	21.95
86100	525/550-17/18 (C17/18)	Offset	TR15	RS	21.95
86260	700/750-17/18 (F17/18)	Offset	TR15	RS	29.95
86255	700/750-17/18 (F17/18)	Center	TR440	BMS	29.95
86120	525/550R17/18 Radial HD (CR17/18)	Offset	TR11	MS	57.95
86122	525/550R17/18 Radial HD (CR17/18)	Offset	TR150	RS	57.95
86123	525/550R17/18 (C17/18)	Offset	TR135	RS	36.95
86267	325/385-18	Center	TR4	MS	16.95
86271	400/425-17/18	Center	TR4	MS	16.95
86275	400/450-18/19	Offset	TR13	RS	21.95
86190	450/550-18/19 Michelin (18/19 CDRET)	Offset	TR13	RS	56.95
86195	525/550-18/19 HD	Offset	TR13	RS	73.95
86582	600/700-18/19 HD	Offset	TR13	RS	73.95
86276	400/450-18/19	Center	TR13	RS	21.95
862797	250/275-19	Center	TR6	MS	14.95
862799	275/300-19	Center	TR4	MS	14.95
86280	325/350-19	Center	TR4	MS	14.95
86285	350/400-19 & 385-20	Center	TR4	MS	14.95
86425	475/500/550-19 (BR19) RADIAL	Center	TR127	NS	36.95
86400	475/500/550-19 (BR19) RADIAL	Center	TR135	RS	19.95
86583	475/500/550-19 (BR19) RADIAL	Offset	TR135	RS	35.95
86585	475/500/550-19 (BR19) RADIAL	Center	TR13	RS	43.95
86430	500/600R19 Radial HD (BR19)	Offset	TR11	MS	57.95
86431	500/600R19 Radial HD (BR19)	Center	TR150	RS	57.95
86755	600/700-19/20 (F19/20)	Offset	TR13	RS	38.95
86600	600/700-19/20 (F19/20)	Center	TR150	RS	36.95
86756	600/700-19/20 (F19/20)	Offset	TR150	RS	36.95
86700	600/700-19/20 (F19/20)	Center	TR440	BMS	36.95
86703	600/700R19/20 Radial HD (FR19/20)	Offset	TR11	MS	57.95
86704	600/700R19/20 Radial HD (FR19/20)	Center	TR150	RS	57.95
76123	600/650-20 HD	Offset	TR11	MS	44.00
86775	900-R20	Center	TR443	BMS	29.95

ITEM #	TIRE SIZE APPLICATION	VALVE STEM INFO			
		Place	Name	Type	Price
86840	1100/1200R20 Radial	Center	TR444	BMS	44.95
86744	750/825R20 Radial Truck	Center	TR440	BMS	29.95
87010	440/475-20/21 (AR21) RADIAL	Center	TR127	NS	36.95
86586	440/475-20/21 (AR21) RADIAL	Offset	TR13	RS	41.95
87000	440/475-20/21 (AR21) RADIAL	Center	TR135	RS	18.95
87015	440/475-20/21 (AR21) RADIAL	Center	TR383	BS	36.95
87030	500/550-20/21 HD	Offset	TR13	RS	82.95
87040	600/700-20/21 HD	Offset	TR13	RS	49.95
86820	600/700-20/21 Michelin (19/20 HRET)	Offset	TR13	RS	42.95
86900	275/300-21 & 26/28x3	Center	TR4	MS	16.95
86286	325/350-21	Center	TR4	MS	14.95
78966	550/600-21 HD	Offset	TR11	MS	44.00
87035	550/600R21 Radial HD (CR21)	Center	TR11	MS	57.95
87036	550/600R21 Radial HD (CR21)	Center	TR150	RS	57.95
87045	1000-22	Center	TR444	BMS	43.95
87090	28x3 Cycle	Center	TR4	MS	23.95
87125	28x3 Auto	Center	TR383	BS	42.95
87100	28x3 Auto	Center	TR135	RS	23.95
87500	32/33/34/35x4.5/5 (Large Combo)	Center	TR135	RS	42.95
87526	32/33/34/35x4.5/5 HD (Large Combo)	Center	TR2	BS	66.95
87150	28x2.5 & 300/325-23	Center	TR4	MS	16.95
87200	30x3 1/2	Center	TR135	RS	21.92
87220	30x3 1/2	Center	TR383	BS	36.95
87400	31/32/33/34x4 (Small Combo)	Center	TR135	RS	42.95
87427	31/32/33/34x4 HD (Small Combo)	Center	TR2	BS	66.95
87300	30x3	Center	TR135	RS	23.95
87310	30x3	Center	TR383	BS	42.95
87700	38x7 & 40x8	Center	TR135	RS	48.95
87702	38x7 & 40x8	Center	TR383	BS	57.95
874251	36x4/4.5 HD	Center	TR135	RS	57.95
874254	36x4/4.5 HD	Center	TR2	BS	83.95
87705	41x4 1/2 HD	Center	TR383	BS	75.95
87505	710x90 HD	Center	TR135	RS	46.95
87339	710x90 Michelin	Center	TR2030	BS	62.95
87050	760x90 Michelin	Center	TR2030	BS	61.95
87506	815x105 HD	Center	TR135	RS	46.95
87502	875x105 HD	Center	TR135	RS	56.95
87504	820x120 HD	Center	TR135	RS	56.95
87060	820x120 Michelin	Center	TR2030	BS	68.95
87061	820x120 Michelin	Center	TR135	RS	61.95
87503	880x120 HD	Center	TR135	RS	56.95
87508	880x120	Center	TR2	BS	56.95
87351	880x120 Michelin	Center	TR383	BS	79.95
87501	895x135 HD	Center	TR135	RS	56.95
86279	19-1 3/4 23-9 Michelin	Offset	TR13	RS	13.95
63281	28-1.75/2.0 Bicycle/Moto	Center	TR13	RS	16.95
87701	40x8	Center	TR150	RS	40.95

HD - heavy duty
Center - valve stem centered on tube
RS - rubber stem
MS - metal stem
NS - nickel stem
BS - brass stem
BMS - bent metal stem

Offset - valve stem at 1 o'clock angle on tube



FLAPS

ITEM #	TIRE SIZE APPLICATION	PRICE
87890	15x7 RADIAL	26.95
88050	16x7	26.95
88000	16x7 OFFSET HOLE	20.95
88100	17x5	26.95
88151	17R7 RADIAL	26.95
88200	18x5	26.95
88250	18x7	26.95
88300	19x5	26.95
88400	20X5	26.95
88450	20x7	20.95
88500	21x5	26.95
88600	22x5	26.95
88605	22x8	20.95
88700	23x4 1/2	26.95
88800	24x4	26.95
88850	24x8	26.95
88900	25x4	26.95
89000	26x5	26.95
89100	27x4	26.95
89110	28x4	26.95



COVERS FOR RUBBER STEMS

Fits rubber stem tubes! These finely polished brass or nickel dust covers are designed to apply directly over rubber stem tubes with a TR-135 stem.

Brass Item # 90901
Nickel Item # 90902. Size: 2 1/2".

RIMSTRIPS

ITEM #	TIRE SIZE APPLICATION	PRICE
89205	16"	2.95
89200	17"-21"	2.95
89210	26" BICYCLE	1.50



\$24.95 ea.

FIND TIRES FAST



BIAS PLY TIRES

SIZE	BRAND	PAGE
440-10	Excelsior	37
480-10	BF Goodrich	30
750-10	STA	50
125-12	BF Goodrich	30
400-12	Firestone Dirt Track	28
500-12	Firestone Dirt Track	28
520-12	BF Goodrich	30
560/600-12	BF Goodrich	30
640-13S	BF Goodrich	30
650-13	Coker Classic	35
650-13	US Royal	39
725-13S	BF Goodrich	30
560-13	Firestone	23
560-13S	BF Goodrich	30
700-13	Firestone	23
590-13S	BF Goodrich	30
600-13	BF Goodrich	30
520-13	Firestone	23
520-13	Premium Sport	38
8.0/22.0-13	M&H Racemaster	42
8.0/23.0-13	M&H Racemaster	42
9.0/22.0-13	M&H Racemaster	42
8.5/24.5-13	M&H Racemaster	42
9.5/24.5-13	M&H Racemaster	42
8.7/25.0-13 XT	M&H Racemaster	42
8.5/26.0-13XT	M&H Racemaster	42
205/60-13	M&H Racemaster	42
16/53-13	Michelin	21
20/53-13	Michelin	21
135SR14	Vredestein	18
235/60-14	M&H Racemaster	43
500/520-14	Excelsior	37
520-14	Premium Sport	38
560-14	BF Goodrich	30
695-14	BF Goodrich	30
695-14	US Royal	39
695-14	BF Goodrich	30
700-14	BF Goodrich	30
735-14	BF Goodrich	30
750-14	BF Goodrich	30
750-14	Coker Classic	35
750-14	Firestone	23
750-14	US Royal	39
775-14	BF Goodrich	30
775-14	Firestone	23
775-14	US Royal	39
800/850-14	M&H Racemaster	42
800-14	BF Goodrich	31
825-14	BF Goodrich	31
850-14	BF Goodrich	31
855-14	BF Goodrich	31
885-14	BF Goodrich	31
900-14	BF Goodrich	31
950-14	BF Goodrich	31
D70-14	Firestone Wide Oval	27
E70-14	Firestone Wide Oval	27
E78-14	Coker Classic	35
F70-14	Firestone Wide Oval	27
F78-14	Coker Classic	35
G70-14	Firestone Wide Oval	27
G78-14	BF Goodrich	31
G78-14	Coker Classic	35
H78-14	Coker Classic	35
10.0/26.0-15	M&H Racemaster	42
10.0/27.0-15	M&H Racemaster	42
10.5/28.0-15	M&H Racemaster	42
10.5/28.5-15	M&H Racemaster	42
10.5/28.5-15	Phoenix	41
10.5/29.5-15	Phoenix	41
10.5/30.5-15W	M&H Racemaster	42
10.5/31.0-15W	Phoenix	41
10.5/33.0-15W	Phoenix	41
1000-15	Firestone Dragster	29
11.5/28.5-15	Phoenix	41
11.5/29.5-15	Phoenix	41
11.5/29.5-15W	Phoenix	41
1100-15	Firestone Dirt Track	28
12.0/26.0-15	M&H Racemaster	42
12.0/29.0-15	M&H Racemaster	42
12.0/33.0-15	M&H Racemaster	42
12.2/31.25-15W	Phoenix	41
1200-15	Firestone Indy	29
13.0/31.0-15	Phoenix	41
13.6/32.0-15	Phoenix	41
14.0/32.0-15	Phoenix	41
14.0/32.0-15	M&H Racemaster	42

SIZE	BRAND	PAGE
14.0/32.0-15W	Phoenix	41
14.5/32.0-15	Phoenix	41
14.5/32.0-R15	Phoenix	41
14/31-15	Firestone Dirt Track	29
17.0/33.0-15	Phoenix	41
18/60-15	Michelin	21
215/65-15	M&H Racemaster	43
215/75-15	Pro-Trac	38
23/59-15	Michelin	21
23/62-15	Michelin	21
235/60-15	M&H Racemaster	43
235/60-15	Pro-Trac	38
26/10.5-15LT	M&H Racemaster	42
26/11.5-15LT	M&H Racemaster	42
26/61-15	Michelin	21
275/50-15	M&H Racemaster	43
275/60-15	M&H Racemaster	43
275/60-15	Pro-Trac	38
28/12.5-15LT	M&H Racemaster	42
29/61-15	Michelin	21
29X17-15LT	M&H Racemaster	43
3.5/22-15	M&H Racemaster	42
3.6/24-15	M&H Racemaster	42
30/14.5-15LT	M&H Racemaster	42
30X18-15LT	M&H Racemaster	43
375/60-15	Pro-Trac	38
4.0/22.5-15	Phoenix	41
4.5/24.5-15	Phoenix	41
4.5/26.0-15	Phoenix	41
4.5/26-15	M&H Racemaster	42
4.5/27-15	M&H Racemaster	42
400/425-15	Excelsior	37
445/50-15	Pro-Trac	38
5.0/24.0-15	Phoenix	41
5.0/24-15	M&H Racemaster	42
500-15	BF Goodrich	31
500-15	Firestone Dirt Track	29
515/45-15	Pro-Trac	38
550-15	Excelsior	37
560-15	Coker Classic	35
560-15	Firestone	23
560-15	US Royal	39
560-15	Pro-Trac	38
590-15	BF Goodrich	31
6.0/26.0-15	M&H Racemaster	42
600-15	BF Goodrich	31
640-15	BF Goodrich	31
640-15	Excelsior	37
640-15	Firestone	23
670-15	BF Goodrich	31
670-15	Coker Classic	35
670-15	Excelsior	37
670-15	Firestone	23
670-15	US Royal	39
670-15	STA	48
700/26.0-15	Phoenix	41
7.5/23.0-15	M&H Racemaster	42

SIZE	BRAND	PAGE
700-15	BF Goodrich	31
700-15	Firestone	23
700-15	STA	48
710-15	BF Goodrich	31
710-15	Firestone	23
710-15	US Royal	39
760-15	BF Goodrich	32
760-15	Coker Classic	35
760-15	BF Goodrich	32
775-15	BF Goodrich	32
775-15	Firestone	23
8.5/23.0-15	M&H Racemaster	42
8.5/24.5-15	M&H Racemaster	42
8.5/26.0-15	M&H Racemaster	42
800-15	Coker Classic	35
815-15	BF Goodrich	32
820-15	BF Goodrich	32
820-15	Firestone	23
820-15	US Royal	39
820-15	Firestone	23
840/820-15	US Royal	39
855-15	BF Goodrich	32
890-15	Firestone	23
9.0/28.0-15	M&H Racemaster	42
9.0/30.0-15	M&H Racemaster	42
9.00/27.0-15	M&H Racemaster	42
9.00/28.5-15	Phoenix	42
9.00/30.0-15	Phoenix	41
900-15	BF Goodrich	32
900-15	M&H Racemaster	42
920-15	Firestone Indy	29
E70-15	Firestone Wide Oval	27
F60-15	Firestone Wide Oval	27
F70-15	Firestone Wide Oval	27
G60-15	M&H Racemaster	43
G70-15	Firestone Wide Oval	27
G78-15	Coker Classic	35
H78-15	Coker Classic	35
H78-15	STA	48
J60-15	M&H Racemaster	43
J78-15	BF Goodrich	32
L78-15	BF Goodrich	32
L78-15	Coker Classic	35
L78-15	STA	48
N50-15	M&H Racemaster	43
N50-15	Pro-Trac	38
14/31-16	Firestone Dirt Track	28
26/11.5-16LT	M&H Racemaster	42
30/14.0-16LT	M&H Racemaster	42
4.5/27-16	M&H Racemaster	42
450/475-16	Firestone	24
5.0/26.0-16	M&H Racemaster	42
500-16	Firestone Dirt Track	28
500/525-16	Excelsior	37
500/525-16	Firestone	24
525-16	Deka	48
550-16	Excelsior	37
550-16	Firestone	24
600/650-16	Michelin	21
600-16	BF Goodrich	31
600-16	Coker Classic	35
600-16	Excelsior	37
600-16	Firestone	24
650-16	BF Goodrich	33
650-16	Firestone	24
650-16	Excelsior	37
650-16	Garfield	35
650-16	Firestone	24
650-16	Tornel	48
650-16	STA	48
670-16	Firestone	24
700-16	BF Goodrich	33
700-16	Firestone	24
700-16	Tornel	49
750-16	BF Goodrich	33
750-16	Firestone	24
750-16	STA	49
760-16	Firestone Indy	29
820-16	Firestone Dirt Track	28
825-16	BF Goodrich	33
890-16	Firestone Dirt Track	28
900-16	Firestone NDT	50
900-16	STA	49
1000-16	Firestone Dragster	29
1050-16	STA	50
1100-16	Firestone Dirt Track	28
10-16.5	STA	49



SIZE	BRAND	PAGE	SIZE	BRAND	PAGE	SIZE	BRAND	PAGE
12-16.5	STA	49	650-20	Firestone	24	235/75R14	American Classic	10
800-16.5	STA	49	700-20	BF Goodrich	49	245/50R14	BF Goodrich	14
950-16.5	STA	49	700-20	Firestone	26	245/60R14	BFG Radial T/A	15
875x16.5	STA	49	750-20	Firestone NDT	50	265/50R14	BF Goodrich	14
1200-16.5	STA	49	750-20	STA	49	750R14	American Classic	9
2.5/22.5-17	Phoenix	41	825-20	STA NDT	50	800R14	American Classic	9
4.5/26-17	M&H Racemaster	42	900-20	STA NDT	50	FR70-14	Firestone Wide Oval	7
4.5/27.0-17	Phoenix	41	1100-20	STA NDCC	50	GR70-14	Firestone Wide Oval	7
4.5/28-17	M&H Racemaster	42	1400-20	STA NDCC	50	125R15	Firestone F560	18
400/425-17	Excelsior	37	440/450-21	Firestone	24	125R15	Michelin	20
450-17	Excelsior	37	440/450-21	BF Goodrich	33	135R15	Firestone F560	18
475/500-17	Excelsior	37	450/475-21	Excelsior	37	135SR15	Michelin	20
500-17	Firestone Dirt Track	28	450/475-21	Universal	51	145R15	BF GOODRICH	12
525/550-17	Excelsior	37	500/525-21	Excelsior	36	145R15	Firestone F560	18
525/550-17	Firestone	24	525-21	Firestone	24	145R15	Michelin	20
600/650-17	Firestone	24	525-21	Excelsior	37	155/80R15	BFG Radial T/A	15
600/650-17	Deka	49	550/560-21	Michelin	21	155HR15	Michelin	20
650/700-17	Michelin	21	550/600-21	Excelsior	36	155R15	Firestone F560	18
700-17	Firestone	24	600-21	BF Goodrich	33	155SR15	Vredestein	18
750-17	BF Goodrich	33	700-21	Michelin	21	165HR15	Michelin	20
750-17	Firestone	24	700-21	Excelsior	36	165HR15	Vredestein	18
750-17	BF Goodrich	33	700-21	Firestone	26	165R15	Firestone F560	18
750-17	Tornel	49	600-22	BF Goodrich	33	165R15	American Classic	10
750-17	STA	49	825-22	BF Goodrich	49	165R15	BF Goodrich	12
8.5/26.0-17	M&H Racemaster	42	900-22	American Classic	49	165R15	Coker Classic	17
820-17	Firestone Dirt Track	28	1000-22	STA	49	165SR15	Michelin	20
8 x 17.5	STA	49	440-23	Excelsior	37	175/70HR15	Vredestein	18
800-17.5	STA	49	500-23	Excelsior	37	180HR15	Michelin	20
4.0/26.6-18	M&H Racemaster	42	500-24	Excelsior	37	185/55R15	American Classic	10
4.5/28-18	M&H Racemaster	42	500-24	Excelsior	37	185/65R15	BF Goodrich	13, 14
450-18	Excelsior	37	500-24	BF Goodrich	3	185/70HR15	Vredestein	18
450/500-18	Excelsior	36				185/70R15	BF Goodrich	12
475/500-18	Excelsior	37	RADIAL TIRES			185/70VR15	Michelin	20
475/525-18	Michelin	21	145R10	Camac	51	185/75R15	M&H Racemaster	43
5.0/26-18	M&H Racemaster	42	125R12	Michelin	20	185HR15	Michelin	20
500-18	Firestone Dirt Track	28	145/70R12	Michelin	20	185HR15	Vredestein	18
525/550-18	Excelsior	37	145R13	Firestone F560	18	185R15	Coker Classic	17
550-18	BF Goodrich	33	155/80R13	BF Goodrich	12	185VR15	Michelin	20
550-18	Excelsior	36	155HR13	Michelin	20	195/60R15	BFG Radial T/A	15
550-18	Firestone	24	165/80R13	BF Goodrich	12	195/75R15	American Classic	10
550-18	Michelin	21	165HR13	Michelin	20	205/60R15	American Classic	10
600/650-18	Michelin	21	175/80R13	BF Goodrich	12	205/60R15	BFG Radial T/A	15
600/650-18	Excelsior	36	185/70R13	BF Goodrich	12, 14	205/65R15	BF Goodrich	13, 14
600/650-18	Deka	49	185/70VR13	Michelin	20	205/70R15	American Classic	10
650-18	Firestone	26	185/80R13	BF Goodrich	12	205/70R15	Maxxis	51
700-18	Firestone	26	185/80R13	Maxxis	51	205/70VR15	Michelin	20
700-18	Excelsior	36	195/70R13	BF Goodrich	12	205/70VR15	Vredestein	18
700-18	STA	49	205/60R13	BFG Radial T/A	15	205/75R15	American Classic	10, 11
750-18	Firestone	26	205/60VR13	Vredestein	18	205/75R15	BF Goodrich	12, 14
750-18	STA	49	205/70VR13	Michelin	20	205/75R15	Coker Classic	17
750-18	Deka	49	640/700-13	Vredestein	18	205/75R15	Maxxis	51
800-18	Firestone Indy	29	640SR13	Michelin	20	205/75R15	Maxxis	51
820-18	Firestone Dirt Track	28	650R13	American Classic	9	205R15	Phoenix	51
1100-18	Military Dukw	50	725R13	Michelin	20	215/60R15	American Classic	10, 11
28X4.75-19	Snow Bird	51	145R14	Firestone F560	18	215/60R15	BFG Radial T/A	15
350/400-19	Excelsior	37	155R14	Firestone F560	18	215/65R15	BF Goodrich	13, 14
400/450-19	Michelin	21	165HR14	Vredestein	18	215/70R15	BF Goodrich	13, 14, 15
450-19	Excelsior	36	165HR14	Michelin	20	215/70R15	Maxxis	51
475/500-19	Universal	51	17/58-14	Michelin	20	215/70VR15	Michelin	20
475/500-19	BF Goodrich	33	175HR14	Michelin	20	215/70VR15	Vredestein	18
475/500-19	Excelsior	37	175HR14	Vredestein	18	215/75R15	American Classic	10, 11
475/500-19	Firestone	24	185/70R14	BF Goodrich	12	215/75R15	BF Goodrich	12
475/500-19	Michelin	21	185/75R14	Maxxis	51	215/75R15	Coker Classic	17
500-19	Excelsior	36	185HR14	Vredestein	18	215/75R15	Maxxis	51
500-19	Firestone Dirt Track	28	185R14	Michelin	20	225/60R15	BF Goodrich	13, 15
525/550-19	Excelsior	37	185R14	Phoenix	51	225/70R15	BF Goodrich	13, 14, 15
525/600-19	Michelin	21	195/70VR14	Vredestein	18	225/70R15	Maxxis	51
550/600-19	Firestone	24	195/75R14	Coker Classic	17	225/70VR15	Michelin	20
550/600-19	Excelsior	36	195/75R14	Maxxis	51	225/75R15	American Classic	10, 11
550-19	BF Goodrich	33	205/70R14	BF Goodrich	12, 14, 15	225/75R15	BF Goodrich	12
600/650-19	BF Goodrich	33	205/70R14	Maxxis	51	225/75R15	Coker Classic	17
650-19	Excelsior	36	205/70VR14	Michelin	20	225/75R15	Maxxis	51
650-19	Firestone	26	205/70VR14	Vredestein	18	235/60R15	M&H Racemaster	43
700-19	Firestone	26	205/75R14	American Classic	10	235/60R15	BFG Radial T/A	15
750-19	Firestone	26	205/75R14	BF Goodrich	12, 14	235/70HR15	Michelin	20
820-19	Firestone Dirt Track	28	205/75R14	Coker Classic	17	235/70R15	BF Goodrich	14, 15
475/500-20	Excelsior	37	205/75R14	Maxxis	51	235/75R15	American Classic	10, 11
475/500-20	Firestone	24	205VR14	Michelin	20	235/75R15	BF Goodrich	12
550-20	BF Goodrich	33	215/60R14	BFG Radial T/A	15	235/75R15	Coker Classic	17
600-20	US Royal	39	215/70R14	BF Goodrich	12, 14, 15	235/75R15	Maxxis	51
600-20	BF Goodrich	33	215/70R14	Maxxis	51	LR78-15	Firestone 721	23
600-20	US Royal	39	215/70VR14	Michelin	20	245/55R15	M&H Racemaster	43
600-20	Firestone Indy	29	215/75R14	American Classic	10	245/60R15	BFG Radial T/A	15
600-20	Firestone Truck	49	215/75R14	Coker Classic	17	255/45VR15	Michelin	20
600-20 (30x5)	Firestone	24	225/60R14	BFG Radial T/A	15	255/60R15	BFG Radial T/A	15
650/700-20	Michelin	21	225/70R14	BF Goodrich	12, 14, 15	255/70R15	BF Goodrich	13, 15
650/700-20	Excelsior	36	225/75R14	Coker Classic	17	26/8.50R15	M&H Racemaster	43
			235/60R14	BFG Radial T/A	15	275/50R15	M&H Racemaster	43

SPEAK TO AN EXPERT 800-959-1900

INDEX



SIZE	BRAND	PAGE
275/60R15	M&H Racemaster	43
275/60R15	BFG Radial T/A	15
285/70R15	BF Goodrich	13
295/50R15	BFG Radial T/A	15
315/60R15	M&H Racemaster	43
325/50R15	M&H Racemaster	43
390/45R15	M&H Racemaster	43
560R15	American Classic	9
670R15	American Classic	9
710R15	American Classic	9
760R15	American Classic	9
800R15	American Classic	9
820R15	American Classic	9
820R15	Phoenix	51
FR60-15	Firestone	7
FR70-15	Firestone	7
GR70-15	Firestone	7
185HR16	Vredestein	18
185R16	Michelin	20
185R16	Firestone	24
195/50R16	BF Goodrich	13
205/55R16	American Classic	10
205/55ZR16	Michelin	21
205/60R16	American Classic	10
215/55R16	American Classic	10, 11
215/65R16	BF Goodrich	13, 14
215/70R16	American Classic	10
225/60R16	BF Goodrich	13, 14
235/60R16	American Classic	10, 11
235/70R16	American Classic	10
245/45ZR16	Michelin	21
75/65R16	BF Goodrich	13
275/55R16	M&H Racemaster	43
315/50R16	M&H Racemaster	43
500R16	Excelsior	19
550R16	Coker Classic	17
550R16	Coker Classic	17
550R16	Excelsior	19
550R16	Michelin	20
600R16	Coker Classic	17
600R16	Michelin	20
600R16	Excelsior	19
650R16	Coker Classic	17
650R16	Excelsior	19
700R16	Coker Classic	17
700R16	Excelsior	19
750R16	Coker Classic	17
750R16	Excelsior	19
185/55R17	M&H Racemaster	43
225/55R17	BF Goodrich	13, 14
235/55R17	American Classic	10, 11
245/45R17	M&H Racemaster	43
26/8.50R17	M&H Racemaster	43
275/40R17	M&H Racemaster	43
275/50R17	M&H Racemaster	43
325/45R17	M&H Racemaster	43
390/40R17	M&H Racemaster	43
4.5/28.0R17	M&H Racemaster	43
550R17	Excelsior	19
600/650R17	Excelsior	19
700/750R17	Excelsior	19
185/50R18	M&H Racemaster	43
245/40R18	M&H Racemaster	43
275/45R18	M&H Racemaster	43
325/40R18	M&H Racemaster	43
345/35R18	M&H Racemaster	43
550R18	Excelsior	19
600/650R18	Excelsior	19
700R18	Excelsior	19
75/500R19	American Classic	8
500R19	Excelsior	19
550R19	Excelsior	19
600R19	Excelsior	19
650R19	Excelsior	19
700R19	Excelsior	19
600R20	Excelsior	19
650/700R20	Excelsior	19
440/450R21	American Classic	8
550/600R21	Excelsior	19

METRIC RIM TIRES

190/55HR340	Michelin	21
190/55VR340	Michelin	21
165/70R365	Michelin	21
190/55HR365	Michelin	21
200/60HR365	Michelin	21

SIZE	BRAND	PAGE
220/55VR365	Michelin	21
190/65HR390	Michelin	21
200/60VR390	Michelin	21
210/55VR390	Michelin	21
220/55VR390	Michelin	21
240/55VR390	Michelin	21
125R400	Michelin	20
130/140X40	Michelin	21
135R400	Michelin	20
145R400	Michelin	20
150/160X40	Michelin	21
150X40	Durandal	51
155R400	Michelin	20
165R400	Michelin	20
185R400	Michelin	20
240/45ZR415	Michelin	21
240/55VR415	Michelin	21
12x45	Michelin	21
13x45	Michelin	21
14x45	Michelin	21
15/16x45	Michelin	21
730x130	Excelsior	37
12/13/14x45	Firestone	24
14/15/16X50	Firestone	24
710x90	Excelsior	37
760x90	Excelsior	37
820x120	Excelsior	37
815x105	Excelsior	37
895x135	Excelsior	37
810x90	Excelsior	37
880x120	Excelsior	37
875x105	Excelsior	37

HIGH PRESSURE TIRES

30x5	Hartford	51
28x3	Coker Classic	35
28X3	Firestone	26
28x3	Excelsior	37
30x3 1/2	Firestone	26
30x3 1/2	Firestone	26
30x3 1/2	Excelsior	37
30x3 1/2	Coker Classic	35
32x4 1/2	BF Goodrich	34
32x4 1/2	Firestone	26
33x5	Firestone	26
33x5	BF Goodrich	34
33x5	Firestone	26
30x3	Excelsior	37
30x3	Firestone	26
30x3	Coker Classic	35
32x4	BF Goodrich	34
32x4	Firestone	26
33x4 1/2	BF Goodrich	34
33x4 1/2	Firestone	26
34x5	BF Goodrich	34
36x6	BF Goodrich	33
38x7	BF Goodrich	33
40x8	BF Goodrich	33
33x4	BF Goodrich	34
33x4	Firestone	26
34x4 1/2	Firestone	26
35x5	BF Goodrich	34
35x5	Firestone	26
34x4	BF Goodrich	34
34x4	Firestone	26
36x4 1/2	BF Goodrich	34
36x4 1/2	Firestone	26
37x5	BF Goodrich	34
37x5	Firestone	26
36x4	Diamond	51
36x4	BF Goodrich	34
36x4	Firestone	26

MOTORCYCLE TIRES

10x350-4	Coker Classic	47
14-6	Coker Classic	47
600-6	Cushman	47
475-775	Cushman	47

SIZE	BRAND	PAGE
475-775	Coker Classic	47
18x8.50-8	Coker Classic	47
400-8	Cushman	47
375-975	Coker Classic	47
300-10	Coker Classic	47
300-12	Coker Classic	47
400-12	Coker Classic	47
120-16	Deka	46
300-16	Goodyear	46
325-16	Goodyear	46
325-16	Firestone	44
350-16	Firestone	44
500-16	Firestone	44
500-16	Indian Script	45
500-16	Coker Classic	45
500-16	Treadwell Trackmaster	45
500-16	Beck	45
500-16	Firestone	44
500-16	Coker Classic	45
200-17	Metzeler	46
225-17	Firestone	44
250-17	Firestone	44
450-17	Firestone	44
325-18	Coker Classic	45
335x18	Coker Classic	45
350-18	Phoenix	45
350-18	Firestone	44
360-18	Phoenix	45
385x18	Coker Classic	45
400-18	Indian Script	45
400-18	Beck	45
400-18	Coker Classic	45
400-18	Firestone	44
400-18	Phoenix	45
410-18	Phoenix	45
425/85-18	Phoenix	45
450-18	Beck	45
450-18	Coker Classic	45
450-18	Firestone	44
325-19	Firestone	44
350-19	Coker Classic	45
350-19	Deka	46
360-19	Phoenix	45
400-19	Coker Classic	45
400-19	Firestone	44
410-19	Phoenix	45
24x2 1/4	Coker Classic	46
20X1 3/8	General	47
26x3	Coker Classic	46
26x3	Simplex	46
27x3.50	Simplex	46
300-20	Coker Classic	46
350-20	Simplex	46
385x20	Coker Classic	46
385x20	Firestone	44
26x2.50	Simplex	46
26x2 1/2	Coker Classic	46
275-21	Firestone	44
300-21	Firestone	44
28x3	Coker Classic	46
28x3	Firestone	44
28x3	Coker Classic	46
28x3	Firestone	44
28x2 1/2	Firestone	44
28x2 1/2	Coker Classic	46

LOAD INDEX

LOAD INDEX	LOAD (LBS.)*	LOAD INDEX	LOAD (LBS.)*	LOAD INDEX	LOAD (LBS.)*
74	827	100	1764	126	3748
75	853	101	1819	127	3858
76	882	102	1874	128	3968
77	908	103	1929	129	4079
78	937	104	1984	130	4189
79	963	105	2039	131	4299
80	992	106	2094	132	4409
81	1019	107	2149	133	4541
82	1047	108	2205	134	4674
83	1074	109	2271	135	4806
84	1102	110	2337	136	4938
85	1135	111	2403	137	5071
86	1168	112	2469	138	5203
87	1201	113	2535	139	5357
88	1235	114	2601	140	5512
89	1279	115	2679	141	5677
90	1323	116	2756	142	5842
91	1356	117	2833	143	6008
92	1389	118	2910	144	6173
93	1433	119	2998	145	6393
94	1477	120	3086	146	6614
95	1521	121	3197	147	6779
96	1565	122	3307	148	6944
97	1609	123	3417	149	7165
98	1653	124	3527	150	7385
99	1709	125	3638		

*One pound is equal to .4536 kg.

TRADITIONAL WHITEWALL WIDTHS FOR AUTOMOBILES



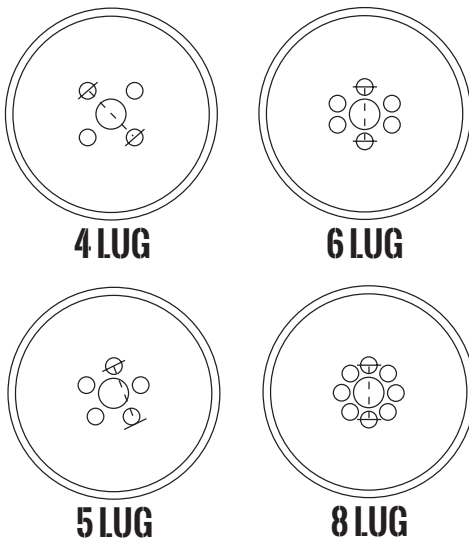
PRE-1954	3" WHITEWALL OR MORE
'54 thru '56	> 2 1/2" - 2 11/16" whitewall
'57 thru '61	> 2 1/4" - 2 1/2" Whitewall
'62 thru '64	> 1" whitewall or less

Although white-wall widths have always varied from brand to brand the above reference is a general rule of thumb.

SPEED RATINGS

SYMBOL	KM/H	MPH
A8	40	25
B	50	31
D	70	43
J	100	62
L	120	74
M	130	81
N	140	87
P	150	93
Q	160	99
R	170	106
S	180	112
T	190	118
U	200	124
H	210	130
V	240	149
W	270	168
Y	300	186

MEASURING YOUR BOLT CIRCLE



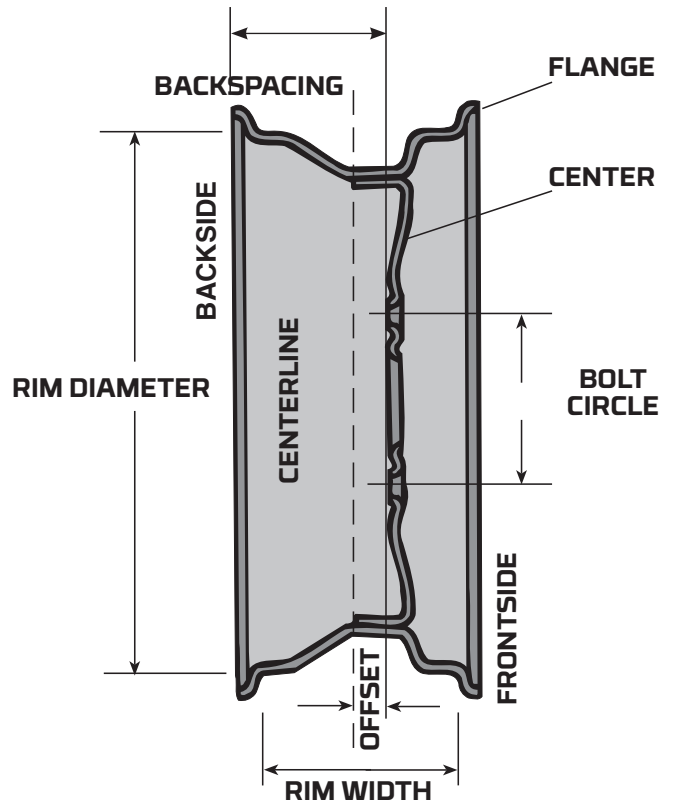
4 Lug
Measure center to center of two holes directly across from each other.

6 Lug
Measure center to center of two holes directly across from each other.

5 Lug
Measure from the center on one hole to the BACK of the third hole. This is the easiest way to estimate a 5-lug bolt circle.

8 Lug
Measure center to center of two holes directly across from each other.

BASIC WHEEL TERMINOLOGY





ABOUT NOSTALGIA RADIALS

Our Nostalgia radial tires are very special tires, made in small production runs, hand-built for pure perfect appearance, optimum reliability, durability and an excellent ride. These tires are engineered, designed and manufactured from the start to be wide whitewall radials. Our quality standards for these radials is very high, so high that we absolutely do not ship any blemished tires. All are first line, first quality and guaranteed to be so too! We have established high standards for road force and balance values. Every Coker Classic, American Classic and BFGoodrich Silvertown tire is tested on a test wheel designed specifically for these standards. If the tire does not meet our high standards, it does not leave the factory. We have the absolute best warranty on our wide whitewall radials. We stand behind everything we sell. Our tires are guaranteed against defective workmanship and materials for the life of the tread!

IMPORTANT - INSTALLING RADIAL TIRES ON RIMS

Radial tires are different in design and are manufactured differently than bias tires. Because of the radial sidewall flexing, a radial tire can put more stress on the rim flange area of rims. Due to this additional stress, rim fatigue or cracking could occur during normal use of radial tires on old original rims. This could happen because of common flexing, cyclic loading and cornering but also depends upon the miles and use of the vehicle. Make sure to inspect your rims regularly when using radial tires or bias tires on any rim.

KEEP YOUR TIRES CLEAN!

WIDE WHITE AND BIG CLASSIC TIRE DRESSINGS



Item# 91800

Item# 91810

\$6.95 each or \$9.95 both! **SAVE!**

Keep your tires looking new with these two excellent products exclusively from Coker Tire. *Wide White* has been developed specifically to aid in restoring and beautifying wide whitewalls. This cleaner is safe to use on both black and white rubber and is made from environmentally friendly ingredients. It will restore your sidewalls to their snowy white luster. *Big Classic* has been formulated to give your tires a beautiful black finish without excess gloss. It is a non-silicone based dressing that now includes a UV protectant, making it great to use on both black and white rubber. Use *Wide White* and *Big Classic* in combination for your show car detailing!

IMPORTANT TIPS FOR THE CARE OF YOUR COLLECTOR TIRES

1 Always keep whitewall tires wrapped until you are ready to have them mounted. If storage is necessary, keep them in a cool, dry area and laid flat. Store them away from sunlight or any electric motors. Remember, ozone kills rubber!

2 **Black Rubber Stains Whitewall Rubber!** Our whitewall tires come wrapped in plastic. Once unwrapped, **DO NOT** let any part of the black rubber from one tire touch the white rubber of another as it will cause a permanent stain. If this occurs, permanent brown stains may appear in the whitewall which is not warranted against.

3 Due to the nature of wide whitewall tires we recommend that clip-on style weights **NOT** be placed on the whitewall side, otherwise they may leave imprints or even damage the beautiful whitewalls. It is extremely important that all tires only be mounted and balanced by trained tire service technicians.

4 Proper inflation is an important key to tire life. Always avoid under inflation. When in doubt, always check the tire manufacturer's recommended air pressure stamped into the sidewall of the tire. Check the air pressure of your tires on a regular basis.

5 Inspect your tires on a regular basis. Check both the sidewall and tread areas for cuts, abrasions, cracks or irregular wear. Replace old tires. Tires that are dry and hard are more likely to skid on slick surfaces. When replacing tires, always equip them with new tubes and flaps or rim strips.

6 Never mix tires of different size or construction on the same axle. Always avoid mixing radial and bias-ply tires on the same vehicle.

7 Use only top quality, name brand, non-bleach and non-silicone cleaners on whitewall tires. We recommend using our *Wide White* and *Big Classic* dressings and *Detail Pro Whitewall Wipes* often, see below.



ORDERING INSTRUCTIONS

Three easy ways to order:

- Call TOLL FREE, 1-800-959-1900
- Order Online at www.cokertire.com
- Fax your order or inquiry to (423) 756-5607
- 8am-8pm EST M-F / 8-12 noon EST Sat

MAILING ADDRESS:

Coker Tire Company
1317 Chestnut Street
Chattanooga, TN 37402
USA

MERCHANDISE RETURN ADDRESS:

(Please call for Return Authorization before returning merchandise)
Coker Tire Company
2101 Rossville Avenue
Chattanooga, TN 37408 USA

PAYMENT FOR ORDERS: Coker Tire accepts most major credit cards (VISA, MASTERCARD, DISCOVER, AMEX). Because of the unfortunate increase of credit card fraud, there are many new rules put forth by companies like American Express, Visa and MasterCard. These regulations often require more stringent procedures specifically relating to "ship to" addresses, other than the address where your charge card statement is sent. Please provide your Sales Representative with the exact address shown on your charge card statement and your billing phone number, as well as other verification information we will ask for when you are placing your order. We reserve the right to ship your merchandise to the address the credit card company has on file. Sorry, we do not ship C.O.D. For customers who want to pay by check, we recommend that you send a certified check or money order, or be willing to wait up to 21 days for your check to clear before shipment is initiated. Payment can also be accepted by wire transfer. You can ask your Sales Service Representative for this information. Some products have limited availability and all prices are subject to change without prior notice.

SALES TAXES & TIRE FEES: All merchandise shipped to or picked up in California, Pennsylvania, or Tennessee is subject to applicable sales taxes and tire fees. All merchandise delivered at swap meets, trade shows or car shows is subject to all applicable state and local taxes & fees.

TIRE WARRANTY: We want you to be pleased with your purchase! Our tires are guaranteed to be free from defects in workmanship and materials for the life of the tread (some exclusions apply). Adjustment is made on prorated basis (you pay for tread wear used). We are not responsible for tire and tube failure due to improper mounting, inflation, mechanical failure or improper alignment of the vehicle. Coker Tire does not offer any guarantee of fitment for any particular purpose and limits its liability to the purchase price of the item. All tires and tubes should be installed by properly trained individuals. Dimensions for tires listed are not scientifically measured and may vary depending on rim widths and inflation. NO returns on tires that have been mounted. All Warranty returns also require an RMA (Return Merchandise Authorization) number.

WHEEL WARRANTY: Coker Tire warrants chrome finished wheels and accessories to the original owner for the period of (15) months from date of purchase. Oxidation or corrosion of the finish due to improper care, and/or adverse weather or chemicals are not covered by this warranty. Wheels that have been mounted, painted or powder coated are considered used and cannot be returned. Please test fit the wheels before you mount or paint them. Wire wheels are warranted for a period of three (3) years from date of purchase against defects in materials and workmanship excluding the finish.

TIRE & WHEEL COMBINATIONS: Coker Tire provides a special value service of free mounting and balancing when you purchase both tires and wheels as a package from our company (some sizes excluded). It is very important to understand that once a tire and wheel are mounted, the status of these products has changed. Your credit card will be charged in full prior to mounting and balancing whether the product is shipped to you, picked up at our facility, or delivered to a show. All wheel manufacturers have a NO RETURN policy after a wheel has been mounted.

RETURNS: Our customer service toll free number is 1-800-999-TYRE (8973). Before returning an item, please call for an RMA (Return Merchandise Authorization) number. Write your RMA number on the label of the returned package. Without the RMA number, your package will not be routed to the Returns Department. Returned goods must be accompanied by a copy of your invoice. All returns are subject to a 10% restocking fee. Items returned after 30 days are subject to a 25% restocking fee. No returns after 90 days. Product must be returned in its original condition and packaging. NO returns on tires or wheels that have been mounted. We do not accept C.O.D. shipments on returned items.

DAMAGE CLAIMS: Always immediately inspect the contents of your shipment. Notify the shipping carrier if damage has occurred. (FedEx® phone number 1-800-463-3339) Boxed merchandise must be kept in the original shipping carton for inspection. DO NOT return damaged items to Coker Tire until inspected by the shipping carrier. The package must be inspected at the point of delivery. It is the responsibility of the carrier to deliver the merchandise in good condition. In the unlikely event that you receive a package that has been opened or damaged, make sure the driver notes this fact on their delivery sheet.

SHIPPING INSTRUCTIONS: All sales are FOB our warehouses in Tennessee and California. We ship most shipments by FedEx®. Prices listed in the catalog do not include shipping & handling charges. Shipping & handling charges will be added to your order. Our CSR will quote you the shipping and handling charges at the time of your order. All items shipped by motor freight will be shipped freight collect. Our policy is always to give you the best service and the best rate! If you have ordered products to be delivered freight free to a show near you, it is your responsibility to pick up your order as per agreement.

EXPORT CUSTOMERS: Coker Tire is not responsible for additional fees such as brokerage fees, taxes, customs or duties which may be collected at delivery.

HOURS: Our Sales Staff answers the toll free phones from 8AM until 8PM EST. 8-12 noon EST Saturday. The local hours you can visit our TN store are 8AM until 5PM EST. Closed Saturday & Sunday. Our CA store hours are 8AM until 5PM PST Monday thru Friday.

TIRE LABELING: The TREAD Act of 2000 requires that certain information be labeled on the sidewalls of a modern tire. Vintage car collectors desire their vehicles to have the most authentic look possible including "vintage look" tires. Thus, tires in the Coker Catalog with this notation are intended only for collectible motor vehicles, having a gross vehicle weight rating (GVWR) of 10,000 pounds or less, that were manufactured prior to 1976 and are therefore exempt from the labeling requirement.

*** NEW OLD STOCK:** These tires may have been manufactured ten or more years ago, but they have never been mounted or used. To the best of our knowledge, they have been stored in a warehouse environment and have not been subjected to ultraviolet light. These tires are no longer produced, and are only offered to provide your vehicle with original stock tires for appearance purposes. This stock may represent the only market source for these items at the present time. Accordingly, we offer no warranties on these products.

*Prices and availability subject to change without notice. Some items may be special order sizes requiring extra delivery time.
Prices in this catalog do not include freight or applicable taxes or duties*

BFGoodrich®, BFG® and stylized versions of these marks are the licensed proprietary property of B.F. Goodrich Company and Michelin North America, Inc.; Firestone®, Firestone Tires®, Gum-Dipped® and stylized versions of these marks are the licensed property of Firestone Tire & Rubber Company and BFS Brands, LLC; Michelin®, and stylized illustrations that include Bibendum (the Michelin Man) are the licensed property of Michelin North America, Inc.; Ford® is the licensed proprietary property of Ford Motor Company.

Racemaster® and stylized versions of this mark are the property of M&H Tire Company Inc. and Interco Tire Corporation and no claim of ownership is made herein; Vredestein® and any stylized versions of this mark are the property of Vredestein Branden B.V. Ltd. Liab. Co. Netherlands and no claim of ownership is made herein; Buick®, Cadillac®, Camaro®, Chevrolet®, Corvette®, Nova®, Oldsmobile®, and Pontiac® are the proprietary property of General Motors Corporation and no claim of ownership is made herein; Mustang®, Thunderbird®, T-bird® and stylized versions of these marks are the property of Ford Motor Company and no claim of ownership is made herein; Chrysler® and any stylized versions of this mark are the property of Chrysler Motors Corporation, Chrysler Corporation, Chrysler LLC, or Daimler-Chrysler Corporation and no claim of ownership is made herein; Cushman®, Cushman® Motor Scooters, and stylized versions of these marks are the property of Cushman Motor Works, Inc. and no claim of ownership is made herein; Packard® and any stylized versions of this mark are the property of Packard Automobile Classics, Inc. and no claim of ownership is made herein; NHRA® and any stylized versions of this mark are the property of the National Hot Rod Association and no claim of ownership is made herein.

Any trademarks, service marks, and other marks and indicators of source or origin that are displayed in this catalog are the proprietary property of the respective company, licensors, or vendors, as applicable. Such marks remain the property of their respective holders, and are used only to describe the products being provided under license, distribution or other agreement. No such marks may be used in connection with any other product or service, in any manner that is likely to cause confusion among consumers, or to disparage or discredit the owner of such mark. Except as otherwise noted, their use in no way indicates a relationship between Coker Tire Company and the holder of said mark.

INFO

TIRE & WHEEL COMBO

When you purchase a complete set of tires and wheels, our trained tire technicians will mount, nitrogen-fill and balance your tires for FREE! It's a \$100 value, and it saves you a lot of time and frustration. This complimentary service ensures that your tire and wheel combo is balanced properly. When they arrive at your doorstep, just bolt them on and hit the road!



EXTENDED TIRE PROTECTION

Our Extended Tire Protection plan is a 5-year replacement program for tires that become unserviceable or damaged from a cut, snag, bruise, impact, sidewall damage, or puncture caused from a road hazard. We will pay for shipping (both ways) and repair or replace the damaged tire free of charge. Ask your Vintage Tire and Wheel Specialist for all the details and pricing on your tires.



LIFE OF TREAD WARRANTY

Our tires are guaranteed to be free from defects in workmanship and materials for the life of the tread, some exclusions apply. Adjustment is made on a prorated basis (you pay for tread wear used). We are not responsible for tire and tube failure due to improper mounting, mechanical failure or improper alignment of the vehicle. Coker Tire does not offer any guarantee of fitment for any particular purpose and limits its liability to the purchase price of the item. All tires and tubes should be installed by properly trained individuals. Warranty returns also require an RMA number. Some exclusions apply, see page 81.



EXTENDED WHEEL PROTECTION

Adding our Extended Wheel Protection plan gives you 5 years of coverage against damage to your wheels caused by impact, road debris, pothole or other road hazards. We will pay for shipping (both ways) and repair or replace the damaged wheel free of charge. Ask our Vintage Tire and Wheel Specialists how you can add this coverage plan to your order.



FREE *Mount & Balance*
When you order Tires and Wheels Together

CONTACT US



CORPORATE HEADQUARTERS

Coker Tire's worldwide headquarters is located in the historic Southside in downtown Chattanooga, Tennessee. Walk-in customers are welcome. Orders can be picked up with phone-ahead (only) arrangements from our warehouse.

Sales and Order Center Hours
Monday - Friday 8a.m. - 8p.m. (EST)
Saturday 8a.m. - 12noon (EST)
Local phone 423-265-6368
Toll Free 800-959-1900
Lobby Hours: 8 a.m. - 5 p.m. (EST)
Monday through Friday

1317 CHESTNUT STREET
CHATTANOOGA, TN 37402



EAST COAST DISTRIBUTION

Our East Coast Distribution Center is located in Chattanooga, Tennessee and provides more than 350,000 square feet of warehouse space for thousands of tires and wheels that are in stock and ready to ship.

Hours: 8 a.m. - 5 p.m. (EST)
Monday - Friday
Closed Saturday & Sunday
Local phone 423-265-6368

2101 ROSSVILLE AVENUE
CHATTANOOGA, TN 37408



WEST COAST MANUFACTURING & DISTRIBUTION

This location is a store and wheel manufacturing distribution facility, which allows us to deliver tires to our West Coast customers in a timely manner. Walk-in customers are welcome and will-call orders may be picked up at this facility with phone ahead (only) arrangements.

Hours: 8 a.m. - 5 p.m. (PST)
Monday - Friday
Toll Free 866-535-7139

14955 DON JULIAN RD
CITY OF INDUSTRY, CA 91746

2019
HEMMINGS MOTOR NEWS
GREAT RACE
RIVERSIDE, CA TO TACOMA, WA
FROM THE INLAND EMPIRE OF CALIFORNIA TO THE PACIFIC NORTHWEST
PRESENTED BY
HAGERTY

JUNE 22 - 30, 2019

SATURDAY, JUNE 22

START: Mission Inn Ave, Riverside, CA - 9 a.m. to 1 p.m.
LUNCH: California Route 66 Museum, Victorville, CA - noon
OVERNIGHT: The Boulevard, Lancaster, CA - 4:30 p.m.

SUNDAY, JUNE 23

LUNCH: Bishop City Park, Bishop, CA - noon
OVERNIGHT: Lampe Park, Gardnerville, NV - 5:30 p.m.

MONDAY, JUNE 24

LUNCH: Mill Street, Grass Valley, CA - 11:45 a.m.
PIT STOP: State Theater, Myers Street, Oroville, CA - 2:30 p.m.
OVERNIGHT: City Plaza, Downtown Chico, CA - 5 p.m.

TUESDAY, JUNE 25

LUNCH: Recreation Grove Park, Willits, CA - 12:15 p.m.
OVERNIGHT: Old Town, Eureka, CA - 5:15 p.m.

WEDNESDAY, JUNE 26

LUNCH: Curry County Fairgrounds, Gold Beach, OR - noon
OVERNIGHT: Southwest G Street, Grants Pass, OR - 5 p.m.

THURSDAY, JUNE 27

LUNCH: Rim Village, Crater Lake, OR - noon
OVERNIGHT: Tower Theater, Wall Street, Bend, OR - 5 p.m.

FRIDAY, JUNE 28

LUNCH: Aeroplane & Auto Museum, Hood River, OR - noon
OVERNIGHT: Fort Vancouver, Vancouver, WA - 5 p.m.

SATURDAY, JUNE 29

PIT STOP: Maritime Museum, Astoria, OR - 10 a.m.
LUNCH: Commerce Avenue, Longview, WA - noon
OVERNIGHT: LeMay Family Collection, Spanaway, WA - 5:15 p.m.

SUNDAY, JUNE 30

FINISH: LeMay - America's Car Museum, Tacoma, WA - 1:30 p.m.

SOLD OUT!

**THE 2019 GREAT RACE IS
ALREADY SOLD OUT.**

To get on the waiting list
for priority for the 2020 event,
go to
greatrace.com/waitinglist

A TIME-SPEED-
ENDURANCE RALLY
FOR VINTAGE CARS,
1974 & OLDER

**\$150,000
IN PRIZE MONEY**

**#1
VINTAGE RALLY!**



SPONSORED BY:

**Hemmings
Motor News**

HAGERTY






GREAT COMBO OFFERS! > SEE PAGE 82



FREE Mount & Balance
When you order Tires and Wheels Together

EXTENDED PROTECTION
> SEE PAGE 82



VINTAGE LOOK. RADIAL RIDE!

Authentic Bias Look Tires That Offer Modern Radial Construction—Only From Coker Tire.



ALL NEW!



American Classic Model A+ Radial
Page 7

American Classic Bias Look Radial
Page 8

Excelsior Stahl Sport Radial
Page 19

Coker Classic 16-Inch Radial
Page 16

Firestone Wide Oval Radial
Page 6

SPEAK TO AN EXPERT
800-959-1900

SHOP ALL OF OUR BRANDS
COKERTIRE.COM